



WELIVED REVIEW

TENNESSEE VOLUNTEERS (4-8, 0-8 SEC)

2017 SEASON REVIEW



THE BASICS

Record: 4-8 (0-8 SEC)

Home: 3-4

Away: 0-4

Neutral: 1-0

2017 STAT LEADERS

| | |
|-----------|---|
| RUSHING | John Kelly - 189 carries, 778 yards, 9 TD, 70.7 ypg |
| PASSING | Jarrett Guarantano - 86-139, 997 yards, 4 TD/2 INT, 110.8 ypg |
| RECEIVING | Brandon Johnson - 37 rec., 482 yards, 1 TD, 40.2 ypg |
| DEFENSIVE | Daniel Bituli - 90 tack., 3.0 TFL, 1 INT, 1 FF |
| | Nigel Warrior - 83 tack., 3.0 TFL, 1.0 sack, 1 INT, 3 FF, 1 FR |

Tennessee went 4-8 and 0-8 in SEC play in 2017. Brady Hoke coached the final two games of the season as UT's interim head coach. Butch Jones was relieved of his position as the Vols' head coach following a Nov. 11 road loss to Missouri. Three of UT's eight losses were by six points or less.

Junior running back John Kelly led the Vols offensively, rushing for 778 yards and nine scores and catching 37 passes for 299 yards.

Redshirt freshman Jarrett Guarantano took over as UT's starting quarterback against South Carolina and finished with season with 997 passing yards, four passing touchdowns, two interceptions and a 61.9 completion





percentage.

Highly-touted freshman offensive lineman Trey Smith started every game, led the team in pancake blocks and earned FWAA Freshman All-America honors.

Senior tight end Ethan Wolf finished his collegiate career with 91 receptions (second-most by a UT tight end) for 998 yards (third-most) and seven touchdowns.

On defense, redshirt senior defensive tackle Kendal Vickers served as the unit's leader and finished his career with 38-consecutive starts. Sophomores Daniel Bituli (90 tackles) and Nigel Warrior (83 tackles) paced the Vols in tackles and each recorded a pick-six in SEC play.

2017 SCHEDULE & RESULTS

| DATE | OPPONENT | SITE | TV | RESULT | NOTES |
|----------|--|---|------|----------------|---|
| Sept. 4 |  vs. GEORGIA TECH Yellow Jackets (5-6) | Atlanta, Ga. Mercedes-Benz Stadium | ESPN | W, 42-41 (2OT) | John Kelly rushes for 4 TDs as Vols erase 14-point fourth-quarter deficit in Atlanta |
| Sept. 9 |  INDIANA STATE Sycamores (0-11) | Knoxville Neyland Stadium | SECN | W, 42-7 | Freshman Ty Chandler returns opening kickoff 91 yards for a TD as Vols cruise |
| Sept. 16 |  at #24/25 FLORIDA * Gators (4-7) | Gainesville, Fla. Ben Hill Griffin Stadium | CBS | L, 26-20 | John Kelly goes for 237 all-purpose yards and a TD in 26-20 loss to Gators |
| Sept. 23 |  UMASS Minutemen (4-7) | Knoxville Neyland Stadium | SECN | W, 17-13 | Defense records seven sacks as Vols earn 11th straight non-conference victory |
| Sept. 30 |  #7/8 GEORGIA * Bulldogs (11-1) | Knoxville Neyland Stadium | CBS | L, 41-0 | Vols have two-game winning streak against the Bulldogs snapped |
| Oct. 14 |  NR/RV S. CAROLINA * Gamecocks (8-4) | Knoxville Neyland Stadium | ESPN | L, 15-9 | UT stopped on play from 2-yard line as time expires in first start for Jarrett Guarantano |
| Oct. 21 |  #1/1 ALABAMA * Crimson Tide (13-0) | Tuscaloosa, Ala. Bryant-Denny Stadium | CBS | L, 45-7 | LB Daniel Bituli scored on 97-yard pick six as Vols fall to top-ranked Alabama |
| Oct. 28 |  at NR/RV KENTUCKY * Wildcats (7-5) | Lexington, Ky. Kroger Field | SECN | L, 29-26 | Freshman RB Ty Chandler runs for career-high 120 yards and 2 TDs in last-minute loss |
| Nov. 4 |  SOUTHERN MISS (HC) Golden Eagles (8-4) | Knoxville Neyland Stadium | SECN | W, 24-10 | Vols take advantage of two second-half turnovers with John Kelly TD runs |
| Nov. 11 |  at MISSOURI * Tigers (7-5) | Columbia, Mo. Memorial Stadium | SECN | L, 50-17 | Will McBride becomes first UT true freshman to start at QB since Josh Dobbs in 2013 |
| Nov. 18 |  #21/21 LSU * Tigers (9-3) | Knoxville Neyland Stadium | ESPN | L, 30-10 | Vols hold LSU to just 81 pass yards and 281 total yards of offense |
| Nov. 25 |  VANDERBILT * Commodores (5-7) | Knoxville Neyland Stadium | SECN | L, 42-24 | Jarrett Guarantano throws for 183 yards and 2 TDs in season finale |

■ 2017 STATISTICS

■ TEAM STATISTICS

| | | |
|--------------------------------|---------------------|--------------------|
| SCORING | 238 | 349 |
| Points Per Game | 19.8 | 29.1 |
| Points Off Turnovers | 61 | 60 |
| FIRST DOWNS | 197 | 262 |
| Rushing | 77 | 154 |
| Passing | 95 | 92 |
| Penalty | 25 | 16 |
| RUSHING YARDAGE | 1409 | 3015 |
| Yards gained rushing | 1771 | 3254 |
| Yards lost rushing | 362 | 239 |
| Rushing Attempts | 413 | 555 |
| Average Per Rush | 3.4 | 5.4 |
| Average Per Game | 117.4 | 251.2 |
| TDs Rushing | 14 | 29 |
| PASSING YARDAGE | 2084 | 1940 |
| Comp-Att-Int | 180-319-10 | 154-279-5 |
| Average Per Pass | 6.5 | 7.0 |
| Average Per Catch | 11.6 | 12.6 |
| Average Per Game | 173.7 | 161.7 |
| TDs Passing | 11 | 15 |
| TOTAL OFFENSE | 3493 | 4955 |
| Total Plays | 732 | 834 |
| Average Per Play | 4.8 | 5.9 |
| Average Per Game | 291.1 | 412.9 |
| KICK RETURNS: #-Yards | 32-680 | 17-392 |
| PUNT RETURNS: #-Yards | 14-112 | 30-220 |
| INT RETURNS: #-Yards | 5-186 | 10-90 |
| KICK RETURN AVERAGE | 21.2 | 23.1 |
| PUNT RETURN AVERAGE | 8.0 | 7.3 |
| INT RETURN AVERAGE | 37.2 | 9.0 |
| FUMBLES-LOST | 16-8 | 20-10 |
| PENALTIES-Yards | 67-497 | 79-636 |
| Average Per Game | 41.4 | 53.0 |
| PUNTS-Yards | 71-3323 | 59-2556 |
| Average Per Punt | 46.8 | 43.3 |
| Net punt average | 42.3 | 40.7 |
| KICKOFFS-Yards | 51-3268 | 67-4092 |
| Average Per Kick | 64.1 | 61.1 |
| Net kick average | 40.2 | 38.2 |
| TIME OF POSSESSION/Game | 28:14 | 31:46 |
| 3RD-DOWN Conversions | 50/163 | 75/166 |
| 3rd-Down Pct | 31% | 45% |
| 4TH-DOWN Conversions | 3/10 | 4/10 |
| 4th-Down Pct | 30% | 40% |
| SACKS BY-Yards | 22-125 | 35-242 |
| MISC YARDS | 0 | 0 |
| TOUCHDOWNS SCORED | 28 | 45 |
| FIELD GOALS-ATTEMPTS | 14-21 | 13-18 |
| ON-SIDE KICKS | 0-1 | 0-0 |
| RED-ZONE SCORES | (28-35) 80% | (45-50) 90% |
| RED-ZONE TOUCHDOWNS | (19-35) 54% | (35-50) 70% |
| PAT-ATTEMPTS | (28-28) 100% | (38-42) 90% |
| ATTENDANCE | 670454 | 297737 |
| Games/Avg Per Game | 7/95779 | 4/74434 |
| Neutral Site Games | | 1/75107 |

■ SCORE BY QUARTERS

| | 1st | 2nd | 3rd | 4th | OT | Total |
|-----------|-----|-----|-----|-----|----|-------|
| Tennessee | 57 | 75 | 44 | 48 | 14 | 238 |
| Opponents | 58 | 102 | 74 | 102 | 13 | 349 |

■ RUSHING

| Name | GP | Att | Gain | Loss | Net | Avg | TD | Lng | Avg/G |
|--------------------|-----------|------------|-------------|------------|-------------|------------|-----------|-----------|--------------|
| John Kelly | 11 | 189 | 831 | 53 | 778 | 4.1 | 9 | 38 | 70.7 |
| Ty Chandler | 12 | 71 | 326 | 21 | 305 | 4.3 | 2 | 30 | 25.4 |
| Carlin Fils-Aime | 11 | 31 | 216 | 1 | 215 | 6.9 | 2 | 30 | 19.5 |
| Will McBride | 2 | 18 | 103 | 33 | 70 | 3.9 | 0 | 43 | 35.0 |
| Tim Jordan | 12 | 11 | 53 | 1 | 52 | 4.7 | 0 | 12 | 4.3 |
| Tyler Byrd | 11 | 2 | 19 | 0 | 19 | 9.5 | 0 | 15 | 1.7 |
| Quinten Dormady | 6 | 11 | 36 | 23 | 13 | 1.2 | 0 | 13 | 2.2 |
| Trey Coleman | 4 | 4 | 10 | 1 | 9 | 2.2 | 0 | 5 | 2.2 |
| Josh Palmer | 12 | 1 | 6 | 0 | 6 | 6.0 | 0 | 6 | 0.5 |
| Marquez Callaway | 11 | 1 | 4 | 0 | 4 | 4.0 | 0 | 4 | 0.4 |
| TEAM | 11 | 8 | 0 | 23 | -23 | -2.9 | 0 | 0 | -2.1 |
| Jarrett Guarantano | 9 | 66 | 167 | 206 | -39 | -0.6 | 1 | 13 | -4.3 |
| Total | 12 | 413 | 1771 | 362 | 1409 | 3.4 | 14 | 43 | 117.4 |
| Opponents | 12 | 555 | 3254 | 239 | 3015 | 5.4 | 29 | 72 | 251.2 |

■ PASSING

| Name | GP | Effic | C-A-I | Pct | Yds | TD | Lng | Avg/G |
|--------------------|-----------|---------------|-------------------|-------------|-------------|-----------|-----------|--------------|
| Jarrett Guarantano | 9 | 128.74 | 86-139-2 | 61.9 | 997 | 4 | 60 | 110.8 |
| Quinten Dormady | 6 | 117.88 | 76-137-6 | 55.5 | 925 | 6 | 66 | 154.2 |
| Will McBride | 2 | 72.67 | 17-40-2 | 42.5 | 152 | 1 | 22 | 76.0 |
| Tyler Byrd | 11 | 0.00 | 0-1-0 | 0.0 | 0 | 0 | 0 | 0.0 |
| Josh Smith | 6 | 0.00 | 0-1-0 | 0.0 | 0 | 0 | 0 | 0.0 |
| John Kelly | 11 | 184.00 | 1-1-0 | 100.0 | 10 | 0 | 10 | 0.9 |
| Total | 12 | 116.41 | 180-319-10 | 56.4 | 2084 | 11 | 66 | 173.7 |
| Opponents | 12 | 127.76 | 154-279-5 | 55.2 | 1940 | 15 | 70 | 161.7 |

■ RECEIVING

| Name | GP | Rec | Yds | Avg | TD | Long | Avg/G |
|------------------|-----------|------------|-------------|-------------|-----------|-----------|--------------|
| Brandon Johnson | 12 | 37 | 482 | 13.0 | 1 | 66 | 40.2 |
| John Kelly | 11 | 37 | 299 | 8.1 | 0 | 52 | 27.2 |
| Marquez Callaway | 11 | 24 | 406 | 16.9 | 5 | 50 | 36.9 |
| Ethan Wolf | 12 | 24 | 246 | 10.2 | 3 | 28 | 20.5 |
| Ty Chandler | 12 | 10 | 108 | 10.8 | 0 | 23 | 9.0 |
| Jeff George | 11 | 9 | 180 | 20.0 | 1 | 60 | 16.4 |
| Josh Palmer | 12 | 9 | 98 | 10.9 | 0 | 18 | 8.2 |
| Tim Jordan | 12 | 8 | 65 | 8.1 | 0 | 28 | 5.4 |
| Josh Smith | 6 | 5 | 43 | 8.6 | 0 | 13 | 7.2 |
| Eli Wolf | 9 | 3 | 48 | 16.0 | 0 | 19 | 5.3 |
| Tyler Byrd | 11 | 3 | 27 | 9.0 | 1 | 13 | 2.5 |
| Jauan Jennings | 2 | 3 | 17 | 5.7 | 0 | 7 | 8.5 |
| Carlin Fils-Aime | 11 | 2 | 18 | 9.0 | 0 | 12 | 1.6 |
| Austin Pope | 9 | 2 | 9 | 4.5 | 0 | 10 | 1.0 |
| Jakob Johnson | 10 | 1 | 13 | 13.0 | 0 | 13 | 1.3 |
| Jordan Murphy | 7 | 1 | 12 | 12.0 | 0 | 12 | 1.7 |
| Malik Elion | 2 | 1 | 10 | 10.0 | 0 | 10 | 5.0 |
| Trey Coleman | 4 | 1 | 3 | 3.0 | 0 | 3 | 0.8 |
| Total | 12 | 180 | 2084 | 11.6 | 11 | 66 | 173.7 |
| Opponents | 12 | 154 | 1940 | 12.6 | 15 | 70 | 161.7 |

■ INTERCEPTIONS

| Name | Int | Yds | Avg | TD | Long |
|------------------|-----------|------------|-------------|----------|-----------|
| Nigel Warrior | 1 | 70 | 70.0 | 1 | 70 |
| Rashaan Gaulden | 1 | 0 | 0.0 | 0 | 0 |
| Emmanuel Moseley | 1 | 19 | 19.0 | 0 | 19 |
| Justin Martin | 1 | 0 | 0.0 | 0 | 0 |
| Daniel Bituli | 1 | 97 | 97.0 | 1 | 97 |
| Total | 5 | 186 | 37.2 | 2 | 97 |
| Opponents | 10 | 90 | 9.0 | 1 | 34 |

■ FUMBLE RETURNS

| Name | Ret | Yds | Avg | TD | Long |
|------------------|----------|----------|------------|----------|----------|
| Total | 0 | 0 | 0.0 | 0 | 0 |
| Opponents | 0 | 0 | 0.0 | 0 | 0 |

■ PUNT RETURNS

| Name | Ret | Yds | Avg | TD | Long |
|------------------|-----------|------------|------------|----------|-----------|
| Marquez Callaway | 13 | 109 | 8.4 | 0 | 36 |
| Emmanuel Moseley | 1 | 3 | 3.0 | 0 | 3 |
| Total | 14 | 112 | 8.0 | 0 | 36 |
| Opponents | 30 | 220 | 7.3 | 0 | 28 |

■ KICKOFF RETURNS

| Name | Ret | Yds | Avg | TD | Long |
|------------------|-----------|------------|-------------|----------|-----------|
| Ty Chandler | 17 | 416 | 24.5 | 1 | 91 |
| Marquez Callaway | 6 | 49 | 8.2 | 0 | 13 |
| Evan Berry | 4 | 143 | 35.8 | 0 | 51 |
| Tim Jordan | 3 | 55 | 18.3 | 0 | 26 |
| Ethan Wolf | 1 | 9 | 9.0 | 0 | 9 |
| Tyler Byrd | 1 | 8 | 8.0 | 0 | 8 |
| Total | 32 | 680 | 21.2 | 1 | 91 |
| Opponents | 17 | 392 | 23.1 | 0 | 46 |

■ PUNTING

| Name | Punts | Yds | Avg | Lg | TB | FC | 120 | 50+ | Blkd |
|------------------|-----------|-------------|-------------|-----------|----------|-----------|-----------|-----------|----------|
| Trevor Daniel | 70 | 3323 | 47.5 | 72 | 5 | 15 | 28 | 33 | 0 |
| TEAM | 1 | 0 | 0.0 | 0 | 0 | 0 | 0 | 0 | 1 |
| Total | 71 | 3323 | 46.8 | 72 | 5 | 15 | 28 | 33 | 1 |
| Opponents | 59 | 2556 | 43.3 | 60 | 2 | 14 | 22 | 16 | 0 |

■ KICKOFFS

| Name | KO | YDS | AVG | TB | OB | RET | NET YD | LN |
|------------------|-----------|-------------|-------------|-----------|----------|------------|-------------|-----------|
| Aaron Medley | 41 | 2632 | 64.2 | 29 | 1 | | | |
| Brent Cimaglia | 10 | 636 | 63.6 | 4 | 0 | | | |
| Total | 51 | 3268 | 64.1 | 33 | 1 | 392 | 40.2 | 24 |
| Opponents | 67 | 4092 | 61.1 | 34 | 1 | 680 | 38.2 | 26 |

■ FIELD GOALS

Field Goal Sequence By Player

| Name | FGM-FGA | Pct. | 1-19 | 20-29 | 30-39 | 40-49 | 50+ | Lg | Blk |
|----------------|---------|------|------|-------|-------|-------|-----|----|-----|
| Brent Cimaglia | 8-13 | 61.5 | 0-0 | 3-3 | 3-3 | 1-5 | 1-2 | 51 | 0 |
| Aaron Medley | 6-8 | 75.0 | 0-0 | 1-1 | 1-1 | 4-6 | 0-0 | 49 | 0 |

■ FIELD GOAL SEQUENCE BY GAME

| | Tennessee | Opponents |
|----------------|---------------------------|----------------|
| Georgia Tech | - | 47,36 |
| Indiana State | - | 48 |
| Florida | (51),47,51,44,(27) | (27),(41) |
| UMASS | 45,(40) | - |
| Georgia | - | (38),(19) |
| South Carolina | (29),(33),(24) | (47),(21),(36) |
| Alabama | - | (25) |
| Kentucky | (30),(24),44,(30),(45),43 | - |
| Southern Miss | (38) | (27) |
| Mizzou | (48) | (41),(23),(38) |
| LSU | (45),46 | (30),53,25 |
| Vanderbilt | (49) | - |

Numbers in (parentheses) indicate field goal was made

■ VOLS ON OPENING OFFENSIVE DRIVES

| Game | 1st Half | 2nd Half |
|------------------|--------------|----------|
| vs. Georgia Tech | Punt | Punt |
| INDIANA STATE | TOUCHDOWN | Punt |
| at Florida | INTERCEPTION | Punt |
| UMASS | Punt | Punt |
| GEORGIA | INTERCEPTION | FUMBLE |
| S. CAROLINA | MADE FG | Punt |
| at Alabama | Punt | Punt |
| at Kentucky | MADE FG | Punt |
| SOUTHERN MISS | TOUCHDOWN | Punt |
| at Missouri | Punt | Punt |
| LSU | Punt | Punt |
| VANDERBILT | TOUCHDOWN | Punt |



Running Back/Kick Returner Ty Chandler



Punter Trevor Daniel

■ VOLS ON OPENING DEFENSIVE SERIES

| Game | 1st Half | 2nd Half |
|------------------|-----------|-------------------|
| vs. Georgia Tech | Punt | TOUCHDOWN |
| INDIANA STATE | Punt | Punt |
| at Florida | MADE FG | FUMBLE |
| UMASS | Punt | Punt |
| GEORGIA | MADE FG | TOUCHDOWN |
| S. CAROLINA | Punt | Punt |
| at Alabama | TOUCHDOWN | TOUCHDOWN |
| at Kentucky | FUMBLE | FUMBLE |
| SOUTHERN MISS | Punt | Punt |
| at Missouri | Punt | TOUCHDOWN |
| LSU | Punt | TOUCHDOWN |
| VANDERBILT | TOUCHDOWN | Turnover on Downs |

SCORING

| Name | TD | FGs | PAT Kick | PAT Rush | PAT Rcv | PAT Pass | PAT DXP | Saf | Pts |
|--------------------|-----------|--------------|--------------|------------|----------|------------|----------|----------|------------|
| John Kelly | 9 | 0-0 | 0-0 | 0-0 | 0 | 0-0 | 0 | 0 | 54 |
| Aaron Medley | 0 | 6-8 | 25-25 | 0-0 | 0 | 0-0 | 0 | 0 | 43 |
| Marquez Callaway | 5 | 0-0 | 0-0 | 0-0 | 0 | 0-0 | 0 | 0 | 30 |
| Brent Cimaglia | 0 | 8-13 | 3-3 | 0-0 | 0 | 0-0 | 0 | 0 | 27 |
| Ethan Wolf | 3 | 0-0 | 0-0 | 0-0 | 0 | 0-0 | 0 | 0 | 18 |
| Ty Chandler | 3 | 0-0 | 0-0 | 0-0 | 0 | 0-0 | 0 | 0 | 18 |
| Carlin Fils-Aime | 2 | 0-0 | 0-0 | 0-0 | 0 | 0-0 | 0 | 0 | 12 |
| Jarrett Guarantano | 1 | 0-0 | 0-0 | 0-0 | 0 | 0-0 | 0 | 0 | 6 |
| Brandon Johnson | 1 | 0-0 | 0-0 | 0-0 | 0 | 0-0 | 0 | 0 | 6 |
| Tyler Byrd | 1 | 0-0 | 0-0 | 0-0 | 0 | 0-0 | 0 | 0 | 6 |
| Jeff George | 1 | 0-0 | 0-0 | 0-0 | 0 | 0-0 | 0 | 0 | 6 |
| Daniel Bituli | 1 | 0-0 | 0-0 | 0-0 | 0 | 0-0 | 0 | 0 | 6 |
| Nigel Warrior | 1 | 0-0 | 0-0 | 0-0 | 0 | 0-0 | 0 | 0 | 6 |
| Quart'e Sapp | 0 | 0-0 | 0-0 | 0-0 | 0 | 0-0 | 0 | 0 | 0 |
| Total | 28 | 14-21 | 28-28 | 0-0 | 0 | 0-0 | 0 | 0 | 238 |
| Opponents | 45 | 13-18 | 38-42 | 0-0 | 1 | 1-2 | 0 | 0 | 349 |

ALL-PURPOSE

| Name | GP | Rush | Rec | PR | KR | IR | Tot | Avg/G |
|--------------------|-----------|-------------|-------------|------------|------------|------------|-------------|--------------|
| John Kelly | 11 | 778 | 299 | 0 | 0 | 0 | 1077 | 97.9 |
| Ty Chandler | 12 | 305 | 108 | 0 | 416 | 0 | 829 | 69.1 |
| Marquez Callaway | 11 | 4 | 406 | 109 | 49 | 0 | 568 | 51.6 |
| Brandon Johnson | 12 | 0 | 482 | 0 | 0 | 0 | 482 | 40.2 |
| Ethan Wolf | 12 | 0 | 246 | 0 | 9 | 0 | 255 | 21.2 |
| Carlin Fils-Aime | 11 | 215 | 18 | 0 | 0 | 0 | 233 | 21.2 |
| Jeff George | 11 | 0 | 180 | 0 | 0 | 0 | 180 | 16.4 |
| Tim Jordan | 12 | 52 | 65 | 0 | 55 | 0 | 172 | 14.3 |
| Evan Berry | 3 | 0 | 0 | 0 | 143 | 0 | 143 | 47.7 |
| Josh Palmer | 12 | 6 | 98 | 0 | 0 | 0 | 104 | 8.7 |
| Daniel Bituli | 12 | 0 | 0 | 0 | 0 | 97 | 97 | 8.1 |
| Will McBride | 2 | 70 | 0 | 0 | 0 | 0 | 70 | 35.0 |
| Nigel Warrior | 12 | 0 | 0 | 0 | 0 | 70 | 70 | 5.8 |
| Tyler Byrd | 11 | 19 | 27 | 0 | 8 | 0 | 54 | 4.9 |
| Eli Wolf | 9 | 0 | 48 | 0 | 0 | 0 | 48 | 5.3 |
| Josh Smith | 6 | 0 | 43 | 0 | 0 | 0 | 43 | 7.2 |
| Emmanuel Moseley | 12 | 0 | 0 | 3 | 0 | 19 | 22 | 1.8 |
| Jauan Jennings | 2 | 0 | 17 | 0 | 0 | 0 | 17 | 8.5 |
| Jakob Johnson | 10 | 0 | 13 | 0 | 0 | 0 | 13 | 1.3 |
| Quinten Dormady | 6 | 13 | 0 | 0 | 0 | 0 | 13 | 2.2 |
| Trey Coleman | 4 | 9 | 3 | 0 | 0 | 0 | 12 | 3.0 |
| Jordan Murphy | 7 | 0 | 12 | 0 | 0 | 0 | 12 | 1.7 |
| Malik Elion | 2 | 0 | 10 | 0 | 0 | 0 | 10 | 5.0 |
| Austin Pope | 9 | 0 | 9 | 0 | 0 | 0 | 9 | 1.0 |
| TEAM | 11 | -23 | 0 | 0 | 0 | 0 | -23 | -2.1 |
| Jarrett Guarantano | 9 | -39 | 0 | 0 | 0 | 0 | -39 | -4.3 |
| Total | 12 | 1409 | 2084 | 112 | 680 | 186 | 4471 | 372.6 |
| Opponents | 12 | 3015 | 1940 | 220 | 392 | 90 | 5657 | 471.4 |

TOTAL OFFENSE

| Name | GP | Plays | Rush | Pass | Tot | Avg/G |
|--------------------|-----------|------------|-------------|-------------|-------------|--------------|
| Jarrett Guarantano | 9 | 205 | -39 | 997 | 958 | 106.4 |
| Quinten Dormady | 6 | 148 | 13 | 925 | 938 | 156.3 |
| John Kelly | 11 | 190 | 778 | 10 | 788 | 71.6 |
| Ty Chandler | 12 | 71 | 305 | 0 | 305 | 25.4 |
| Will McBride | 2 | 58 | 70 | 152 | 222 | 111.0 |
| Carlin Fils-Aime | 11 | 31 | 215 | 0 | 215 | 19.5 |
| Tim Jordan | 12 | 11 | 52 | 0 | 52 | 4.3 |
| Tyler Byrd | 11 | 3 | 19 | 0 | 19 | 1.7 |
| Trey Coleman | 4 | 4 | 9 | 0 | 9 | 2.2 |
| Josh Palmer | 12 | 1 | 6 | 0 | 6 | 0.5 |
| Marquez Callaway | 11 | 1 | 4 | 0 | 4 | 0.4 |
| TEAM | 11 | 8 | -23 | 0 | -23 | -2.1 |
| Total | 12 | 732 | 1409 | 2084 | 3493 | 291.1 |
| Opponents | 12 | 834 | 3015 | 1940 | 4955 | 412.9 |

FUMBLES/LOST

| Name | No.-Lost |
|--------------------|----------|
| Jarrett Guarantano | 3-0 |
| Quinten Dormady | 3-2 |
| Will McBride | 2-1 |
| Marquez Callaway | 2-2 |
| Tim Jordan | 2-0 |
| TEAM | 2-1 |
| Carlin Fils-aime | 1-1 |
| John Kelly | 1-1 |

TENNESSEE GIVEAWAY/TAKEAWAY

| Game | Giveaway | | | Takeaway | | | Dif. |
|------------------|----------|-----------|-----------|-----------|----------|-----------|-----------|
| | Fum | Int | Tot | Fum | Int | Tot | |
| vs. Georgia Tech | 0 | 0 | 0 | 2 | 0 | 2 | +2 |
| INDIANA STATE | 1 | 1 | 2 | 0 | 0 | 0 | -2 |
| at Florida | 0 | 3 | 3 | 2 | 1 | 3 | 0 |
| UMASS | 1 | 0 | 1 | 0 | 0 | 0 | -1 |
| GEORGIA | 2 | 2 | 4 | 0 | 1 | 1 | -3 |
| S. CAROLINA | 0 | 0 | 0 | 0 | 0 | 0 | 0 |
| at Alabama | 0 | 1 | 1 | 1 | 1 | 2 | +1 |
| at Kentucky | 0 | 0 | 0 | 4 | 0 | 4 | +4 |
| SOUTHERN MISS | 0 | 0 | 0 | 1 | 1 | 2 | +2 |
| at Missouri | 2 | 2 | 4 | 0 | 1 | 1 | -3 |
| LSU | 2 | 0 | 2 | 0 | 0 | 0 | -2 |
| VANDERBILT | 0 | 1 | 1 | 0 | 0 | 0 | -1 |
| Total | 8 | 10 | 18 | 10 | 5 | 15 | -3 |

DEFENSIVE STATISTICAL LEADERS

| No. | Player | GP-GS | ST | AT | TT | TFL | Sacks | Int | PBU | QBH | FR-Yds | FF | Blk | Saf |
|-----------|------------------|-------|-----|-----|-----|----------|--------|-------|-----|-----|--------|----|-----|-----|
| 35 | Daniel Bituli | 12-8 | 44 | 46 | 90 | 3.0-6 | . | 1-97 | 2 | 1 | . | 1 | . | . |
| 18 | Nigel Warrior | 12-12 | 43 | 40 | 83 | 3.0-7 | 1.0-2 | 1-70 | 3 | . | 1-0 | 3 | 1 | . |
| 22 | Micah Abernathy | 12-12 | 47 | 34 | 81 | 1.0-1 | . | . | 2 | 1 | 1-0 | . | . | . |
| 14 | Quart'e Sapp | 12-8 | 39 | 39 | 78 | 4.0-9 | . | . | 2 | 1 | . | . | . | . |
| 7 | Rashaan Gaulden | 12-10 | 39 | 26 | 65 | 3.5-4 | . | 1-0 | 5 | 1 | 3-0 | 3 | . | . |
| 53 | Colton Jumper | 12-7 | 25 | 30 | 55 | 9.5-41 | 4.5-27 | . | 1 | 4 | . | . | . | . |
| 39 | Kendal Vickers | 12-12 | 15 | 35 | 50 | 7.0-19 | 1.5-9 | . | . | . | . | 2 | . | . |
| 12 | Emmanuel Moseley | 12-11 | 29 | 9 | 38 | 2.0-2 | . | 1-19 | 7 | . | . | . | . | . |
| 8 | Justin Martin | 12-11 | 27 | 10 | 37 | 0.5-3 | . | 1-0 | 1 | . | . | 1 | . | . |
| 5 | Kyle Phillips | 12-7 | 18 | 17 | 35 | 4.5-20 | 2.0-13 | . | 2 | 4 | . | . | . | . |
| 99 | Kahlil McKenzie | 11-8 | 17 | 18 | 35 | 3.5-12 | 2.0-10 | . | 1 | 2 | . | . | . | . |
| 1 | Jonathan Kongbo | 11-10 | 9 | 20 | 29 | 2.5-14 | 2.5-14 | . | . | . | . | . | . | . |
| 2 | Shy Tuttle | 10-4 | 9 | 18 | 27 | 2.5-7 | . | . | . | 1 | 1-0 | . | . | . |
| 41 | Elliott Berry | 12-1 | 13 | 14 | 27 | 2.0-6 | 1.5-5 | . | 4 | . | 1-0 | . | . | . |
| 19 | Darrell Taylor | 10-7 | 15 | 12 | 27 | 4.0-30 | 3.0-29 | . | 2 | 5 | 1-0 | 2 | . | . |
| 20 | Cortez McDowell | 3-3 | 12 | 12 | 24 | 1.5-4 | . | . | . | . | 1-0 | . | . | . |
| 15 | Shawn Shamburger | 11-1 | 14 | 5 | 19 | 1.0-1 | 1.0-1 | . | . | . | . | . | . | . |
| 98 | Alexis Johnson | 11-0 | 8 | 6 | 14 | 2.0-5 | 2.0-5 | . | . | . | . | . | . | . |
| 6 | Shaq Wiggins | 10-0 | 8 | 2 | 10 | . | . | . | . | . | . | . | . | . |
| 26 | Theo Jackson | 11-0 | 6 | 2 | 8 | . | . | . | . | . | . | . | . | . |
| 24 | Todd Kelly Jr. | 2-0 | 5 | 2 | 7 | . | . | . | . | . | . | . | . | . |
| 55 | Quay Picou | 8-0 | 1 | 5 | 6 | . | . | . | . | . | . | . | . | . |
| 31 | D.J. Henderson | 11-0 | 4 | 2 | 6 | . | . | . | . | . | . | 1 | . | . |
| 17 | Dillon Bates | 10-0 | 4 | 2 | 6 | . | . | . | . | . | . | . | . | . |
| 23 | Will Ignont | 6-0 | 2 | 4 | 6 | 1.0-3 | . | . | . | . | . | . | . | . |
| 3 | Marquill Osborne | 9-0 | 2 | 3 | 5 | . | . | . | . | . | . | . | . | . |
| 28 | Baylen Buchanan | 6-0 | 3 | 1 | 4 | . | . | . | . | . | . | . | . | . |
| 13 | Deandre Johnson | 6-0 | 3 | 1 | 4 | 2.0-20 | 1.0-10 | . | . | . | . | 2 | . | . |
| 56 | Matthew Butler | 8-0 | 3 | 1 | 4 | 1.0-3 | . | . | . | . | . | . | . | . |
| 27 | Carlin Fils-Aime | 11-1 | 1 | 1 | 2 | . | . | . | . | . | . | . | . | . |
| 48 | Ja'Quain Blakely | 9-0 | 2 | . | 2 | . | . | . | . | . | . | . | . | . |
| 3 | Ty Chandler | 12-1 | 1 | . | 1 | . | . | . | . | . | . | . | . | . |
| 7 | Brandon Johnson | 12-7 | 1 | . | 1 | . | . | . | . | . | . | . | . | . |
| TM | TEAM | 11-0 | . | 1 | 1 | . | . | . | . | . | 1-0 | . | . | . |
| 82 | Ethan Wolf | 12-12 | 1 | . | 1 | . | . | . | . | . | . | . | . | . |
| 46 | Riley Lovingood | 12-0 | 1 | . | 1 | . | . | . | . | . | . | . | . | . |
| 70 | Ryan Johnson | 12-4 | . | 1 | 1 | . | . | . | . | . | . | . | . | . |
| 73 | Trey Smith | 12-12 | 1 | . | 1 | . | . | . | . | . | . | . | . | . |
| 93 | Trevor Daniel | 12-0 | 1 | . | 1 | . | . | . | . | . | . | . | . | . |
| 44 | Jakob Johnson | 10-3 | . | 1 | 1 | . | . | . | . | . | . | . | . | . |
| 21 | Shanon Reid | 7-0 | 1 | . | 1 | . | . | . | . | . | . | . | . | . |
| 95 | Kivon Bennett | 4-0 | 1 | . | 1 | . | . | . | . | . | . | . | . | . |
| 75 | Jashon Robertson | 10-10 | 1 | . | 1 | . | . | . | . | . | . | . | . | . |
| 97 | Paul Bain | 3-0 | . | . | . | . | . | . | . | . | . | . | 1 | . |
| Total | | 12-0 | 476 | 420 | 896 | 61-217 | 22-125 | 5-186 | 32 | 20 | 10-0 | 15 | 2 | . |
| Opponents | | 12-0 | 408 | 327 | 735 | 89.0-365 | 35-242 | 10-90 | 40 | 33 | 8-0 | 8 | 1 | . |

SPECIAL TEAMS TACKLE LEADERS

| Player | Total | KO | Punt | Other |
|------------------|-------|----|------|-------|
| Micah Abernathy | 5 | 0 | 5 | 0 |
| Dillon Bates | 5 | 2 | 3 | 0 |
| D.J. Henderson | 5 | 3 | 2 | 0 |
| Theo Jackson | 4 | 4 | 0 | 0 |
| Marquill Osborne | 4 | 2 | 2 | 0 |
| Quart'e Sapp | 3 | 2 | 1 | 0 |
| Elliott Berry | 2 | 1 | 1 | 0 |
| Ja'Quain Blakely | 2 | 0 | 2 | 0 |
| Carlin Fils-aime | 2 | 2 | 0 | 0 |
| Rashaan Gaulden | 2 | 1 | 1 | 0 |
| Justin Martin | 2 | 0 | 2 | 0 |
| Shawn Shamburger | 2 | 2 | 0 | 0 |
| Daniel Bituli | 1 | 1 | 0 | 0 |
| Baylen Buchanan | 1 | 0 | 1 | 0 |
| Trevor Daniel | 1 | 0 | 1 | 0 |
| Jakob Johnson | 1 | 1 | 0 | 0 |
| Ryan Johnson | 1 | 0 | 1 | 0 |
| Colton Jumper | 1 | 0 | 1 | 0 |
| Todd Kelly Jr. | 1 | 0 | 1 | 0 |
| Riley Lovingood | 1 | 0 | 1 | 0 |
| Cortez McDowell | 1 | 1 | 0 | 0 |
| Shanon Reid | 1 | 1 | 0 | 0 |
| Kendal Vickers | 1 | 0 | 1 | 0 |
| TOTAL | 49 | 23 | 26 | 0 |



Linebacker Daniel Bituli

OFFENSIVE GAME-BY-GAME

PASSING

| #2 JARRETT GUARANTANO | Att | Comp | Int | Pct | Yards | TD | Long | Sack | Yds | Effc |
|-----------------------|------------|-----------|----------|-------------|------------|----------|-----------|-----------|------------|--------------|
| Indiana State | 12 | 4 | 0 | 33.3 | 41 | 1 | 18 | 0 | 0 | 89.5 |
| UMASS | 5 | 2 | 0 | 40.0 | -3 | 0 | 0 | 0 | 0 | 35.0 |
| Georgia | 7 | 6 | 0 | 85.7 | 16 | 0 | 9 | 2 | 13 | 104.9 |
| South Carolina | 18 | 11 | 0 | 61.1 | 133 | 0 | 39 | 7 | 46 | 123.2 |
| Alabama | 16 | 9 | 1 | 56.2 | 44 | 0 | 12 | 4 | 34 | 66.8 |
| Kentucky | 23 | 18 | 0 | 78.3 | 242 | 0 | 48 | 7 | 60 | 166.6 |
| Southern Miss | 13 | 9 | 0 | 69.2 | 102 | 0 | 42 | 1 | 7 | 135.1 |
| LSU | 23 | 13 | 0 | 56.5 | 239 | 1 | 60 | 2 | 11 | 158.2 |
| Vanderbilt | 22 | 14 | 1 | 63.6 | 183 | 2 | 32 | 3 | 19 | 154.4 |
| TOTALS | 139 | 86 | 2 | 61.9 | 997 | 4 | 60 | 26 | 190 | 128.7 |

| #12 QUINTEN DORMADY | Att | Comp | Int | Pct | Yards | TD | Long | Sack | Yds | Effc |
|---------------------|------------|-----------|----------|-------------|------------|----------|-----------|----------|-----------|--------------|
| Georgia Tech | 37 | 20 | 0 | 54.1 | 221 | 2 | 50 | 0 | 0 | 122.1 |
| Indiana State | 18 | 13 | 1 | 72.2 | 194 | 2 | 37 | 1 | 7 | 188.3 |
| Florida | 39 | 21 | 3 | 53.8 | 259 | 1 | 52 | 1 | 6 | 102.7 |
| UMASS | 27 | 17 | 0 | 63.0 | 187 | 1 | 66 | 0 | 0 | 133.4 |
| Georgia | 16 | 5 | 2 | 31.2 | 64 | 0 | 44 | 1 | 4 | 39.8 |
| TOTALS | 137 | 76 | 6 | 55.5 | 925 | 6 | 66 | 3 | 17 | 117.9 |

| #15 WILL MCBRIDE | Att | Comp | Int | Pct | Yards | TD | Long | Sack | Yds | Effc |
|------------------|-----------|-----------|----------|-------------|------------|----------|-----------|----------|-----------|-------------|
| Southern Miss | 8 | 1 | 0 | 12.5 | 13 | 0 | 13 | 1 | 5 | 26.1 |
| Mizzou | 32 | 16 | 2 | 50.0 | 139 | 1 | 22 | 5 | 30 | 84.3 |
| TOTALS | 40 | 17 | 2 | 42.5 | 152 | 1 | 22 | 6 | 35 | 72.7 |

| #4 JOHN KELLY | Att | Comp | Int | Pct | Yards | TD | Long | Sack | Yds | Effc |
|---------------|----------|----------|----------|--------------|-----------|----------|-----------|----------|----------|--------------|
| LSU | 1 | 1 | 0 | 100.0 | 10 | 0 | 10 | 0 | 0 | 184.0 |
| TOTALS | 1 | 1 | 0 | 100.0 | 10 | 0 | 10 | 0 | 0 | 184.0 |

| #10 TYLER BYRD | Att | Comp | Int | Pct | Yards | TD | Long | Sack | Yds | Effc |
|----------------|----------|----------|----------|------------|----------|----------|----------|----------|----------|------------|
| LSU | 1 | 0 | 0 | 0.0 | 0 | 0 | 0 | 0 | 0 | 0.0 |
| TOTALS | 1 | 0 | 0 | 0.0 | 0 | 0 | 0 | 0 | 0 | 0.0 |

| #25 JOSH SMITH | Att | Comp | Int | Pct | Yards | TD | Long | Sack | Yds | Effc |
|----------------|----------|----------|----------|------------|----------|----------|----------|----------|----------|------------|
| South Carolina | 1 | 0 | 0 | 0.0 | 0 | 0 | 0 | 0 | 0 | 0.0 |
| TOTALS | 1 | 0 | 0 | 0.0 | 0 | 0 | 0 | 0 | 0 | 0.0 |

RUSHING

| Player | No-Yds/TD | GT | INS | UF | UMASS | UGA | SC | UA | UK | USM | MU | LSU | VANDY |
|----------------|-----------|----------|---------|----------|----------|---------|---------|----------|----------|---------|---------|---------|---------|
| Kelly, J. | 189-778/9 | 19-128/4 | 18-80/0 | 19-141/1 | 25-101/1 | 16-44/0 | 16-58/0 | 12-63/0 | DNP | 20-79/2 | 9-17/0 | 25-47/0 | 10-20/1 |
| Chandler, T. | 71-305/2 | 1-7/0 | 4-14/0 | 7-30/0 | 5-13/0 | 2-7/0 | 4-45/0 | 4-2/0 | 22-120/2 | 11-15/0 | 8-33/0 | - | 3-19/0 |
| Fils-Aime, C. | 31-215/2 | - | 3-41/2 | 3-11/0 | 2-6/0 | 3-16/0 | DNP | - | 13-73/0 | - | 3-31/0 | 2-6/0 | 2-31/0 |
| McBride, W. | 18-70/0 | DNP | DNP | DNP | DNP | DNP | DNP | DNP | DNP | 4-7/0 | 14-63/0 | DNP | DNP |
| Jordan, T. | 11-52/0 | - | 4-22/0 | - | - | 1-7/0 | - | 2-7/0 | 3-11/0 | - | 1-5/0 | - | - |
| Byrd, T. | 2-19/0 | - | DNP | - | 1-15/0 | - | - | - | 1-4/0 | - | - | - | - |
| Dormady, Q. | 11-13/0 | 2-13/0 | 2-12/0 | 4-1/0 | 1-2/0 | 1--4/0 | 1-13/0 | DNP | DNP | DNP | DNP | DNP | DNP |
| Coleman, T. | 4-9/0 | DNP | 4-9/0 | DNP | DNP | DNP | DNP | - | - | - | DNP | DNP | DNP |
| Palmer, J. | 1-6/0 | - | - | - | - | - | 1-6/0 | - | - | - | - | - | - |
| Callaway, M. | 1-4/0 | - | - | - | - | - | - | 1-4/0 | - | - | DNP | - | - |
| TEAM | 8--23/0 | - | DNP | - | 2--6/0 | 1--4/0 | - | - | 1-0/0 | 1--2/0 | 1--3/0 | 1--6/0 | 1--2/0 |
| Guarantano, J. | 66--39/1 | DNP | 2-6/0 | DNP | 3-4/0 | 5--4/0 | 17--2/0 | 11--12/0 | 15--5/0 | 2--4/1 | DNP | 6--9/0 | 5--13/0 |

RECEIVING

| Player | No-Yds/TD | GT | INS | UF | UMASS | UGA | SC | UA | UK | USM | MU | LSU | VANDY |
|---------------|-----------|---------|--------|--------|---------|--------|--------|--------|--------|--------|--------|--------|---------|
| Johnson, B. | 37-482/1 | 3-14/0 | 4-50/1 | 4-18/0 | 7-123/0 | - | 3-54/0 | 1-6/0 | 3-40/0 | - | 3-45/0 | 3-25/0 | 6-107/0 |
| Callaway, M. | 24-406/5 | 4-115/2 | 1-37/1 | 3-46/0 | - | - | 4-37/0 | 3-14/0 | 2-16/0 | 2-53/0 | DNP | 2-72/1 | 3-16/1 |
| Kelly, J. | 37-299/0 | 5-35/0 | 5-60/0 | 6-96/0 | 2--9/0 | 4-47/0 | 2-21/0 | 2-5/0 | DNP | 1--5/0 | 6-13/0 | 3-31/0 | 1-5/0 |
| Wolf, Et. | 24-246/3 | 4-33/0 | - | 3-37/1 | 2-17/0 | 1-3/0 | - | 2-11/0 | 3-33/0 | 2-20/0 | 3-45/1 | 2-7/0 | 2-40/1 |
| George, J. | 9-180/1 | - | 2-28/1 | - | 1-6/0 | 1-7/0 | - | DNP | 2-59/0 | - | 1-5/0 | 1-60/0 | 1-15/0 |
| Chandler, T. | 10-108/0 | - | - | 2-31/0 | 1-11/0 | 3-15/0 | 1-11/0 | - | 2-33/0 | - | 1-7/0 | - | - |
| Palmer, J. | 9-98/0 | 1-7/0 | 1-18/0 | 1-11/0 | 1-6/0 | 1-9/0 | - | - | 2-31/0 | 1-11/0 | 1-5/0 | - | - |
| Jordan, T. | 8-65/0 | - | 1-9/0 | - | - | 1--1/0 | - | 1-8/0 | 2-5/0 | - | - | 2-44/0 | 1-0/0 |
| Wolf, El. | 3-48/0 | - | 1-17/0 | DNP | DNP | DNP | - | - | - | 1-12/0 | 1-19/0 | - | - |
| Smith, Jo. | 5-43/0 | DNP | DNP | 1-10/0 | 2-10/0 | - | 1-10/0 | - | 1-13/0 | DNP | DNP | DNP | DNP |
| Byrd, T. | 3-27/1 | - | DNP | - | 2-21/1 | - | - | - | - | 1-6/0 | - | - | - |
| Fils-Aime, C. | 2-18/0 | - | - | - | - | - | DNP | - | 1-12/0 | 1-6/0 | - | - | - |
| Jennings, J. | 3-17/0 | 3-17/0 | DNP | DNP | DNP | DNP | DNP | DNP | DNP | DNP | - | DNP | DNP |
| Johnson, Ja. | 1-13/0 | - | 1-13/0 | - | - | DNP | DNP | - | - | - | - | - | - |
| Murphy, J. | 1-12/0 | DNP | - | DNP | DNP | - | DNP | - | DNP | 1-12/0 | - | - | - |
| Elion, M. | 1-10/0 | DNP | DNP | DNP | DNP | DNP | DNP | DNP | DNP | DNP | DNP | 1-10/0 | - |
| Pope, A. | 2-9/0 | DNP | - | 1-10/0 | 1--1/0 | - | - | - | - | - | - | DNP | DNP |
| Coleman, T. | 1-3/0 | DNP | 1-3/0 | DNP | DNP | DNP | DNP | - | - | - | DNP | DNP | DNP |

DEFENSIVE GAME-BY-GAME

TOTAL TACKLES

| Player | UA-A | TOT | GT | INS | UF | UMASS | UGA | SC | UA | UK | USM | MU | LSU | VANDY |
|-----------------|-------|-----|-------|-----|-----|-------|-----|-----|-----|-----|-----|------|-----|-------|
| Bituli, D. | 44-46 | 90 | 10-13 | 5-0 | 2-3 | 3-2 | 3-5 | 2-0 | 3-6 | 1-1 | 1-3 | 3-4 | 4-4 | 7-5 |
| Warrior, N. | 43-40 | 83 | 2-11 | 4-2 | 2-4 | 1-2 | 4-4 | 5-4 | 4-3 | 6-0 | 4-2 | 3-2 | 4-4 | 4-2 |
| Abernathy, M. | 47-34 | 81 | 3-6 | - | 4-3 | 3-0 | 7-2 | 4-2 | 6-3 | 2-3 | 3-2 | 11-2 | 0-4 | 4-7 |
| Sapp, Q. | 39-39 | 78 | 0-1 | - | 1-6 | 6-3 | 3-7 | 6-1 | 5-6 | 1-0 | 2-4 | 9-1 | 4-7 | 2-3 |
| Gaulden, R. | 39-26 | 65 | 3-4 | 4-1 | 5-5 | 2-0 | 3-3 | 8-2 | 1-1 | 3-3 | 5-4 | 1-0 | - | 4-3 |
| Jumper, C. | 25-30 | 55 | 3-15 | 3-1 | 2-0 | 3-1 | 1-4 | 1-1 | 2-1 | 2-0 | 2-5 | - | 4-1 | 2-1 |
| Vickers, K. | 15-35 | 50 | 0-6 | 2-1 | 0-2 | 1-4 | 4-5 | 1-2 | 0-2 | 3-1 | 1-2 | - | 1-7 | 2-3 |
| Moseley, E. | 29-9 | 38 | 2-0 | 6-0 | 2-2 | 4-0 | - | 2-2 | 1-1 | 1-0 | 2-1 | 3-0 | 2-2 | 4-1 |
| Martin, J. | 27-10 | 37 | - | 4-0 | 3-2 | 4-1 | 1-1 | 3-0 | - | 2-1 | 1-1 | 4-1 | 2-1 | 3-2 |
| Phillips, K. | 18-17 | 35 | 1-1 | 1-1 | 0-1 | 1-2 | 0-1 | 1-2 | 2-4 | 3-1 | 3-2 | 4-0 | 1-2 | 1-0 |
| McKenzie, K. | 17-18 | 35 | 2-6 | 1-1 | 0-3 | 2-2 | 1-0 | 2-0 | 2-3 | 2-0 | 3-1 | 1-1 | 1-1 | DNP |
| Kongbo, J. | 9-20 | 29 | 2-5 | 1-0 | 0-7 | 1-2 | 0-1 | 1-2 | 1-2 | 1-0 | DNP | - | 0-1 | 2-0 |
| Tuttle, S. | 9-18 | 27 | DNP | - | 0-3 | DNP | 2-0 | 1-3 | 0-3 | 1-1 | 3-2 | 1-0 | 0-5 | 1-1 |
| Berry, El. | 13-14 | 27 | 0-1 | 2-0 | - | 1-1 | 0-1 | - | 0-2 | 2-1 | 3-4 | 3-0 | 1-2 | 1-2 |
| Taylor, D. | 15-12 | 27 | 6-6 | 1-1 | 1-1 | 2-0 | 2-0 | DNP | DNP | - | 3-1 | - | 0-2 | 0-1 |
| McDowell, C. | 12-12 | 24 | 7-6 | 5-3 | 0-3 | DNP | DNP | DNP | DNP | DNP | DNP | DNP | DNP | DNP |
| Shamburger, S. | 14-5 | 19 | - | 1-0 | - | - | - | - | 7-5 | 2-0 | DNP | 4-0 | - | - |
| Johnson, A. | 8-6 | 14 | - | 0-1 | - | 2-0 | 2-0 | - | 1-1 | DNP | - | 1-0 | 0-1 | 2-3 |
| Wiggins, S. | 8-2 | 10 | DNP | 0-1 | - | - | 1-1 | 4-0 | 3-0 | DNP | - | - | - | - |
| Jackson, T. | 6-2 | 8 | DNP | 1-0 | - | - | 1-0 | 0-1 | 1-0 | 2-1 | - | 1-0 | - | - |
| Kelly Jr., T. | 5-2 | 7 | 2-1 | 3-1 | DNP | DNP | DNP | DNP | DNP | DNP | DNP | DNP | DNP | DNP |
| Ignont, W. | 2-4 | 6 | DNP | 1-0 | DNP | - | 0-1 | DNP | 1-1 | DNP | DNP | DNP | 0-2 | - |
| Henderson, D.J. | 4-2 | 6 | DNP | - | 0-1 | - | - | 1-0 | 2-0 | 1-0 | - | - | - | 0-1 |
| Bates, D. | 4-2 | 6 | - | - | 1-1 | - | 1-0 | - | 1-1 | DNP | DNP | 1-0 | - | - |
| Picou, Q. | 1-5 | 6 | 1-2 | 0-1 | - | - | - | 0-2 | - | DNP | DNP | DNP | DNP | - |
| Osborne, M. | 2-3 | 5 | 0-1 | 0-1 | DNP | - | - | 2-0 | - | 0-1 | - | - | DNP | DNP |
| Johnson, D. | 3-1 | 4 | DNP | 3-0 | - | - | - | DNP | 0-1 | DNP | - | DNP | DNP | DNP |
| Butler, M. | 3-1 | 4 | DNP | 1-0 | DNP | DNP | 1-0 | - | - | DNP | - | 1-1 | - | - |
| Buchanan, B. | 3-1 | 4 | - | DNP | DNP | DNP | - | - | 1-0 | DNP | DNP | DNP | - | 2-1 |
| Fils-Aime, C. | 1-1 | 2 | - | - | 0-1 | - | - | DNP | - | - | - | - | - | 1-0 |
| Blakely, J. | 2-0 | 2 | - | - | - | - | 2-0 | - | - | - | - | DNP | DNP | DNP |
| Lovingood, R. | 1-0 | 1 | 1-0 | - | - | - | - | - | - | - | - | - | - | - |
| Robertson, J. | 1-0 | 1 | - | - | - | DNP | 1-0 | - | - | - | - | - | - | DNP |
| Smith, T. | 1-0 | 1 | - | - | - | - | - | - | - | - | - | 1-0 | - | - |
| Johnson, R. | 0-1 | 1 | - | - | - | - | - | 0-1 | - | - | - | - | - | - |
| Chandler, T. | 1-0 | 1 | - | - | 1-0 | - | - | - | - | - | - | - | - | - |
| Wolf, Et. | 1-0 | 1 | - | 1-0 | - | - | - | - | - | - | - | - | - | - |
| Daniel, T. | 1-0 | 1 | - | - | - | - | - | - | - | - | - | 1-0 | - | - |
| Johnson, Ja. | 0-1 | 1 | 0-1 | - | - | - | DNP | DNP | - | - | - | - | - | - |
| Bennett, K. | 1-0 | 1 | DNP | - | DNP | DNP | DNP | DNP | - | DNP | DNP | 1-0 | DNP | - |
| TEAM | 0-1 | 1 | - | - | - | - | - | 0-1 | - | - | - | - | - | - |
| Reid, S. | 1-0 | 1 | DNP | - | DNP | DNP | DNP | - | 1-0 | - | - | DNP | - | - |
| Johnson, B. | 1-0 | 1 | - | - | - | - | - | - | 1-0 | - | - | - | - | - |

SACKS

| Player | UA-A | TOT | GT | INS | UF | UMASS | UGA | SC | UA | UK | USM | MU | LSU | VANDY |
|----------------|------|-----|-----|-------|-------|--------|-------|------|------|-----|--------|------|-------|-------|
| Jumper, C. | 4-1 | 4.5 | - | - | 10-9 | 2.5-12 | 1.0-6 | - | - | - | - | - | - | - |
| Taylor, D. | 3-0 | 3.0 | - | - | 10-15 | - | - | DNP | DNP | - | 2.0-14 | - | - | - |
| Kongbo, J. | 2-1 | 2.5 | - | - | - | 10-7 | - | - | - | - | DNP | - | 0.5-2 | 1.0-5 |
| Phillips, K. | 2-0 | 2.0 | - | - | - | - | - | - | - | - | 2.0-13 | - | - | - |
| McKenzie, K. | 2-0 | 2.0 | - | - | - | 10-4 | - | 10-6 | - | - | - | - | - | DNP |
| Johnson, A. | 2-0 | 2.0 | - | - | - | 10-4 | - | - | - | DNP | - | 10-1 | - | - |
| Berry, El. | 1-1 | 1.5 | - | - | - | 10-3 | - | - | - | - | - | - | 0.5-2 | - |
| Vickers, K. | 1-1 | 1.5 | - | - | - | 0.5-2 | 1.0-7 | - | - | - | - | - | - | - |
| Johnson, D. | 1-0 | 1.0 | DNP | 10-10 | - | - | - | DNP | - | DNP | - | DNP | DNP | DNP |
| Shamburger, S. | 1-0 | 1.0 | - | - | - | - | - | - | 10-1 | - | DNP | - | - | - |
| Warrior, N. | 1-0 | 1.0 | - | - | - | - | - | - | 10-2 | - | - | - | - | - |

TACKLES FOR LOSS

| Player | UA-A | TOT | GT | INS | UF | UMASS | UGA | SC | UA | UK | USM | MU | LSU | VANDY |
|----------------|------|-----|-------|--------|-------|--------|-------|-------|------|------|--------|-------|-------|-------|
| Jumper, C. | 7-5 | 9.5 | 0.5-1 | - | 10-9 | 3.5-13 | 2.0-8 | - | - | - | 2.5-10 | - | - | - |
| Vickers, K. | 6-2 | 7.0 | - | 2.0-3 | - | 10-2 | 10-7 | - | - | 10-3 | - | - | - | 2.0-4 |
| Phillips, K. | 4-1 | 4.5 | - | 10-1 | - | 10-6 | - | 0.5-0 | - | - | 2.0-13 | - | - | - |
| Sapp, Q. | 3-2 | 4.0 | - | - | - | - | 10-2 | 2.0-3 | - | - | - | - | 1.0-4 | - |
| Taylor, D. | 4-0 | 4.0 | - | - | 10-15 | 10-1 | - | DNP | DNP | - | 2.0-14 | - | - | - |
| McKenzie, K. | 3-1 | 3.5 | - | 10-1 | - | 1.5-5 | - | 10-6 | - | - | - | - | - | DNP |
| Gaulden, R. | 2-3 | 3.5 | - | - | - | 10-1 | 10-1 | - | - | - | 0.5-1 | - | - | - |
| Warrior, N. | 3-0 | 3.0 | - | - | - | - | - | - | 10-2 | - | 10-1 | - | 10-4 | - |
| Bituli, D. | 2-2 | 3.0 | - | 10-1 | 0.5-2 | - | - | - | - | - | - | 0.5-2 | 10-1 | - |
| Kongbo, J. | 2-1 | 2.5 | - | - | - | 10-7 | - | - | - | - | DNP | - | 0.5-2 | 10-5 |
| Tuttle, S. | 1-3 | 2.5 | DNP | - | 0.5-2 | DNP | - | 0.5-1 | - | - | 1.5-4 | - | - | - |
| Berry, El. | 1-2 | 2.0 | - | - | - | 10-3 | - | - | - | - | 0.5-1 | - | 0.5-2 | - |
| Johnson, A. | 2-0 | 2.0 | - | - | - | 10-4 | - | - | - | DNP | - | 10-1 | - | - |
| Moseley, E. | 2-0 | 2.0 | - | 10-1 | - | - | - | - | - | - | - | - | - | 10-1 |
| Johnson, D. | 2-0 | 2.0 | DNP | 2.0-20 | - | - | - | DNP | - | DNP | - | DNP | DNP | DNP |
| McDowell, C. | 1-1 | 1.5 | 0.5-0 | 10-4 | - | DNP | DNP | DNP | DNP | DNP | DNP | DNP | DNP | DNP |
| Shamburger, S. | 1-0 | 1.0 | - | - | - | - | - | - | 10-1 | - | DNP | - | - | - |
| Ignont, W. | 1-0 | 1.0 | DNP | 10-3 | DNP | - | - | DNP | - | DNP | DNP | DNP | - | - |
| Abernathy, M. | 1-0 | 1.0 | - | - | - | - | - | - | - | 10-1 | - | - | - | - |
| Butler, M. | 1-0 | 1.0 | DNP | 10-3 | DNP | DNP | - | - | - | DNP | - | - | - | - |
| Martin, J. | 0-1 | 0.5 | - | - | - | - | - | - | - | - | - | 0.5-3 | - | - |



■ INTERCEPTION RETURNS

| Player | No-Yds | GT | ISU | UF | UMASS | UGA | SC | ALA | UK | SO MISS | MISSOU | LSU | VANDY |
|-------------|--------|----|-----|-----|-------|-----|----|------|----|---------|--------|-----|-------|
| Bituli, D. | 1-97 | - | - | - | - | - | - | 1-97 | - | - | - | - | - |
| Warrior, N. | 1-70 | - | - | - | - | - | - | - | - | - | 1-70 | - | - |
| Moseley, E. | 1-19 | - | - | - | - | - | - | - | - | 1-19 | - | - | - |
| Martin, J. | 1-0 | - | - | - | - | 1-0 | - | - | - | - | - | - | - |
| Gaulden, R. | 1-0 | - | - | 1-0 | - | - | - | - | - | - | - | - | - |

■ SPECIAL TEAMS GAME-BY-GAME

■ PUNT RETURNS

| Player | No-Yds | GT | ISU | UF | UMASS | UGA | SC | ALA | UK | SO MISS | MISSOU | LSU | VANDY |
|--------------|--------|----|------|------|-------|-----|------|-----|------|---------|--------|------|-------|
| Callaway, M. | 13-109 | - | 4-53 | 1-29 | 3-27 | - | 1-10 | - | 2--2 | - | DNP | 2--8 | - |
| Moseley, E. | 1-3 | - | - | - | - | - | - | - | - | - | 1-3 | - | - |

■ KICK RETURNS

| Player | No-Yds | GT | ISU | UF | UMASS | UGA | SC | ALA | UK | SO MISS | MISSOU | LSU | VANDY |
|--------------|--------|------|------|-----|-------|------|------|------|------|---------|--------|------|-------|
| Chandler, T. | 17-416 | 1-14 | 1-91 | - | - | 2-34 | 1-21 | 4-94 | - | - | 5-112 | 1-16 | 2-34 |
| Berry, Ev. | 4-143 | 2-86 | DNP | DNP | DNP | DNP | DNP | DNP | - | 2-57 | DNP | DNP | DNP |
| Jordan, T. | 3-55 | - | - | - | - | 1-26 | - | - | - | - | - | 2-29 | - |
| Callaway, M. | 6-49 | - | 1-13 | - | 1-10 | - | - | - | 3-26 | - | DNP | 1-0 | - |
| Wolf, Et. | 1-9 | 1-9 | - | - | - | - | - | - | - | - | - | - | - |
| Byrd, T. | 1-8 | - | DNP | - | - | - | - | - | - | - | 1-8 | - | - |

■ FIELD GOALS

| Player | FG-FGA (Lg) | GT | ISU | UF | UMASS | UGA | SC | ALA | UK | SO MISS | MISSOU | LSU | VANDY |
|--------------|-------------|----|-----|----------|----------|-----|----------|-----|----------|----------|----------|----------|----------|
| Cimaglia, B. | 8-13 (51) | - | - | 1-3 (51) | 0-1 | - | 3-3 (33) | - | 4-6 (45) | DNP | DNP | DNP | - |
| Medley, A. | 5-7 (48) | - | - | 1-3 (27) | 1-1 (40) | - | DNP | - | - | 1-1 (38) | 1-1 (48) | 1-2 (45) | 1-1 (49) |

■ PUNTING

| Player | No-Yds-Avg | GT | ISU | UF | UMASS | UGA | SC | ALA | UK | SO MISS | MISSOU | LSU | VANDY |
|------------|--------------|------------|------------|------------|------------|------------|------------|------------|------------|------------|------------|------------|------------|
| Daniel, T. | 66-3123-47.3 | 6-282-47.0 | 4-191-47.8 | 3-135-45.0 | 8-391-48.9 | 8-373-46.6 | 6-314-52.3 | 9-412-45.8 | 3-111-37.0 | 8-394-49.2 | 7-316-45.1 | 4-204-51.0 | 4-200-50.0 |

■ 2017 TEAM TOTALS

■ TEAM TOTALS GAME-BY-GAME

| | 1st | Rushing | Passing | Total Offense | Punts | Fumbles | Penalties | KO Ret. | Punt Ret. | Int. Ret. | 3rd-Dn | Time of |
|----------------|-------|-------------------|----------------|---------------|---------|---------|-----------|---------|-----------|-----------|----------|---------|
| | Score | Downs (No-Yds-TD) | (C-A-I-Yds-TD) | (Ply-Yds) | No-Avg | No-Lost | No-Yds | No-Yds | No-Yds | No-Yds | Convs. | Poss. |
| TENNESSEE | 42 18 | 22-148-4 | 20-37-221-2 | 59-369 | 6-47.0 | 0-0 | 2-20 | 4-109 | 0-0 | 0-0 | 5-of-12 | 18:33 |
| vs. Ga. Tech | 41 33 | 86-535-6 | 5-10-120-0 | 96-655 | 3-46.0 | 3-2 | 4-37 | 2-30 | 2-7 | 0-0 | 13-of-18 | 41:27 |
| TENNESSEE | 42 24 | 37-160-2 | 17-30-235-3 | 67-395 | 4-47.8 | 2-1 | 6-53 | 2-40 | 4-53 | 0-0 | 7-of-13 | 29:07 |
| Indiana State | 7 13 | 37-122-0 | 9-19-93-1 | 57-215 | 8-44.8 | 1-0 | 5-45 | 2-104 | 1-8 | 1-4 | 0-of-13 | 30:53 |
| TENNESSEE | 20 23 | 33-183-1 | 21-39-259-1 | 72-442 | 3-45.0 | 0-0 | 7-54 | 0-0 | 1-29 | 1-0 | 6-of-16 | 32:45 |
| at Florida | 26 14 | 29-168-0 | 18-28-212-2 | 57-380 | 5-44.8 | 2-2 | 8-38 | 2-63 | 2-14 | 2-14 | 7-of-14 | 27:15 |
| TENNESSEE | 17 18 | 39-135-1 | 19-32-184-1 | 71-319 | 8-48.9 | 2-1 | 5-51 | 1-10 | 3-27 | 0-0 | 7-of-18 | 29:32 |
| UMass | 13 14 | 37-144-1 | 13-22-137-1 | 59-281 | 10-40.4 | 1-0 | 7-43 | 0-0 | 3-17 | 0-0 | 3-of-14 | 30:28 |
| TENNESSEE | 0 7 | 29-62-0 | 11-23-2-80-0 | 52-142 | 9-41.4 | 2-2 | 5-26 | 3-60 | 0-0 | 1-0 | 1-of-12 | 25:01 |
| Georgia | 41 20 | 55-294-4 | 7-17-1-84-1 | 72-378 | 5-35.2 | 3-0 | 6-65 | 0-0 | 5-49 | 2-34 | 9-of-16 | 34:59 |
| TENNESSEE | 9 16 | 39-120-0 | 11-19-0-133-0 | 58-253 | 6-52.3 | 2-0 | 7-40 | 1-21 | 1-10 | 0-0 | 3-of-13 | 27:18 |
| South Carolina | 15 19 | 40-194-1 | 15-24-0-129-0 | 64-323 | 4-40.0 | 0-0 | 8-59 | 1-24 | 4-49 | 0-0 | 3-of-14 | 32:42 |
| TENNESSEE | 7 7 | 30-65-0 | 9-16-1-44-0 | 46-108 | 9-45.8 | 0-0 | 9-81 | 4-94 | 0-0 | 1-97 | 1-of-12 | 25:09 |
| at Alabama | 45 35 | 53-272-4 | 22-33-1-332-2 | 86-604 | 2-42.0 | 3-1 | 7-56 | 2-36 | 5-25 | 1-21 | 7-of-13 | 34:51 |
| TENNESSEE | 26 27 | 55-203-2 | 18-23-0-242-0 | 78-445 | 3-37.0 | 0-0 | 9-54 | 3-26 | 2--2 | 0-0 | 6-of-16 | 38:25 |
| at Kentucky | 29 17 | 36-289-4 | 7-16-0-82-0 | 52-371 | 4-41.5 | 4-4 | 4-44 | 5-123 | 0-0 | 0-0 | 3-of-7 | 21:35 |
| TENNESSEE | 24 14 | 38-95-2 | 10-21-0-115-0 | 59-210 | 8-49.2 | 1-0 | 3-29 | 2-57 | 0-0 | 1-19 | 2-of-13 | 28:53 |
| Southern Miss | 10 18 | 42-118-1 | 13-34-1-161-0 | 76-279 | 8-45.6 | 2-1 | 14-120 | 0-0 | 4-20 | 0-0 | 7-of-20 | 31:07 |
| TENNESSEE | 17 16 | 36-136-0 | 16-32-2-139-1 | 68-285 | 7-45.1 | 2-2 | 4-36 | 6-120 | 1-3 | 1-70 | 4-of-14 | 30:49 |
| at Missouri | 50 29 | 53-433-2 | 14-30-1-226-4 | 83-659 | 4-49.5 | 0-0 | 7-60 | 2-46 | 1-16 | 2-9 | 6-of-13 | 29:11 |
| TENNESSEE | 10 12 | 34-38-0 | 14-25-0-249-1 | 59-287 | 4-51.0 | 5-2 | 5-26 | 4-45 | 2--8 | 0-0 | 6-of-16 | 31:29 |
| LSU | 30 17 | 43-200-4 | 11-15-0-81-0 | 58-281 | 5-49.2 | 0-0 | 1-9 | 0-0 | 1-5 | 0-0 | 4-of-12 | 28:31 |
| TENNESSEE | 24 15 | 21-55-1 | 14-22-1-183-2 | 43-238 | 4-50.0 | 0-0 | 5-27 | 2-34 | 0-0 | 0-0 | 2-of-8 | 21:45 |
| Vanderbilt | 42 33 | 43-246-2 | 20-31-0-283-4 | 74-529 | 1-37.0 | 1-0 | 8-60 | 1-30 | 2-10 | 1-2 | 11-of-15 | 38:15 |

MISCELLANEOUS STATS

3RD-DOWN CONVERSIONS

| Date | Opponent | Score | Overall | 1st Qtr | 2nd Qtr | 3rd Qtr | 4th Qtr | OT |
|------------------|------------------|----------|---------------------|--------------------|--------------------|--------------------|--------------------|------------------|
| Sept. 4 | vs. Georgia Tech | W, 42-41 | 5-12 41.7% | 0-3 0.0% | 2-4 50.0% | 1-2 50.0% | 2-3 66.7% | 0-0 0.0% |
| Sept. 9 | Indiana State | W, 42-7 | 7-13 53.8% | 2-3 66.7% | 2-4 50.0% | 1-3 33.3% | 2-3 66.7% | |
| Sept. 16 | at Florida | L, 20-26 | 6-16 37.5% | 1-3 33.3% | 2-4 50.0% | 2-5 40.0% | 1-4 25.0% | |
| Sept. 23 | UMass | W, 17-13 | 7-18 38.9% | 3-6 50.0% | 2-3 66.7% | 1-4 25.0% | 1-5 20.0% | |
| Sept. 30 | Georgia | L, 0-41 | 1-12 8.3% | 1-5 20.0% | 0-2 0.0% | 0-2 0.0% | 0-3 0.0% | |
| Oct. 14 | South Carolina | L, 9-15 | 3-13 23.1% | 1-3 33.3% | 1-4 25.0% | 0-2 0.0% | 1-4 25.0% | |
| Oct. 21 | at Alabama | L, 7-45 | 1-12 8.3% | 0-2 0.0% | 1-5 20.0% | 0-2 0.0% | 0-3 0.0% | |
| Oct. 28 | at Kentucky | L, 26-29 | 6-16 37.5% | 1-4 25.0% | 2-3 66.7% | 2-4 50.0% | 1-5 20.0% | |
| Nov. 4 | Southern Miss | W, 24-10 | 2-13 15.4% | 1-2 50.0% | 0-2 0.0% | 1-5 20.0% | 0-4 0.0% | |
| Nov. 11 | at Missouri | L, 17-50 | 4-14 28.6% | 1-4 25.0% | 3-5 60.0% | 0-4 0.0% | 0-1 0.0% | |
| Nov. 18 | LSU | L, 10-30 | 6-16 37.5% | 1-3 33.3% | 3-6 50.0% | 1-4 25.0% | 1-3 33.3% | |
| Nov. 25 | Vanderbilt | L, 24-42 | 2-8 25.0% | 1-1 100.0% | 0-3 0.0% | 1-3 33.3% | 0-1 0.0% | |
| Tennessee | | | 50-163 30.7% | 13-39 33.3% | 18-45 40.0% | 10-40 25.0% | 9-39 23.1% | 0-0 0.0% |
| Opponents | | | 75-166 45.2% | 14-37 37.8% | 24-48 50.0% | 16-40 40.0% | 19-39 48.7% | 2-2100.0% |

4TH-DOWN CONVERSIONS

| Date | Opponent | Score | Overall | 1st Qtr | 2nd Qtr | 3rd Qtr | 4th Qtr | OT |
|------------------|-----------------|----------|-------------------|-------------------|------------------|-----------------|------------------|-----------------|
| Sept. 4 | vs Georgia Tech | W, 42-41 | 0-1 0.0% | 0-0 0.0% | 0-1 0.0% | 0-0 0.0% | 0-0 0.0% | 0-0 0.0% |
| Sept. 9 | Indiana State | W, 42-7 | 0-0 0.0% | 0-0 0.0% | 0-0 0.0% | 0-0 0.0% | 0-0 0.0% | |
| Sept. 16 | at Florida | L, 20-26 | 0-0 0.0% | 0-0 0.0% | 0-0 0.0% | 0-0 0.0% | 0-0 0.0% | |
| Sept. 23 | UMass | W, 17-13 | 0-0 0.0% | 0-0 0.0% | 0-0 0.0% | 0-0 0.0% | 0-0 0.0% | |
| Sept. 30 | Georgia | L, 0-41 | 0-1 0.0% | 0-0 0.0% | 0-0 0.0% | 0-0 0.0% | 0-1 0.0% | |
| Oct. 14 | South Carolina | L, 9-15 | 0-0 0.0% | 0-0 0.0% | 0-0 0.0% | 0-0 0.0% | 0-0 0.0% | |
| Oct. 21 | at Alabama | L, 7-45 | 0-1 0.0% | 0-0 0.0% | 0-0 0.0% | 0-0 0.0% | 0-1 0.0% | |
| Oct. 28 | at Kentucky | L, 26-29 | 1-1 100.0% | 0-0 0.0% | 0-0 0.0% | 0-0 0.0% | 1-1 100.0% | |
| Nov. 4 | Southern Miss | W, 24-10 | 0-1 0.0% | 0-1 0.0% | 0-0 0.0% | 0-0 0.0% | 0-0 0.0% | |
| Nov. 11 | at Missouri | L, 17-50 | 1-1 100.0% | 0-0 0.0% | 1-1 100.0% | 0-0 0.0% | 0-0 0.0% | |
| Nov. 18 | LSU | L, 10-30 | 1-4 25.0% | 1-1 100.0% | 0-0 0.0% | 0-1 0.0% | 0-2 0.0% | |
| Nov. 25 | Vanderbilt | L, 24-42 | 0-0 0.0% | 0-0 0.0% | 0-0 0.0% | 0-0 0.0% | 0-0 0.0% | |
| Tennessee | | | 3-10 30.0% | 1-2 50.0% | 1-2 50.0% | 0-1 0.0% | 1-5 20.0% | 0-0 0.0% |
| Opponents | | | 4-10 40.0% | 1-1 100.0% | 2-4 50.0% | 0-2 0.0% | 1-3 33.3% | 0-0 0.0% |

TIME OF POSSESSION

| Date | Opponent | Score | Overall | 1st Qtr | 2nd Qtr | 3rd Qtr | 4th Qtr | OT |
|------------------------|-----------------|----------|---------------|--------------|--------------|--------------|---------------|-------------|
| Sept. 4 | vs Georgia Tech | W, 42-41 | 18:33 | 4:11 | 4:32 | 4:21 | 5:29 | 0:00 |
| Sept. 9 | Indiana State | W, 42-7 | 29:07 | 7:21 | 6:29 | 7:08 | 8:09 | |
| Sept. 16 | at Florida | L, 20-26 | 32:45 | 5:38 | 6:37 | 10:41 | 9:49 | |
| Sept. 23 | UMass | W, 17-13 | 29:32 | 9:26 | 6:34 | 6:00 | 7:32 | |
| Sept. 30 | Georgia | L, 0-41 | 25:01 | 7:43 | 6:00 | 5:05 | 6:13 | |
| Oct. 14 | South Carolina | L, 9-15 | 27:18 | 10:05 | 8:06 | 6:29 | 2:38 | |
| Oct. 21 | at Alabama | L, 7-45 | 25:09 | 5:44 | 6:41 | 5:13 | 7:31 | |
| Oct. 28 | at Kentucky | L, 26-29 | 38:25 | 9:17 | 9:40 | 10:08 | 9:20 | |
| Nov. 4 | Southern Miss | W, 24-10 | 28:53 | 7:42 | 7:05 | 6:22 | 7:44 | |
| Nov. 11 | at Missouri | L, 17-50 | 30:49 | 7:28 | 9:49 | 6:40 | 6:52 | |
| Nov. 18 | LSU | L, 10-30 | 31:29 | 8:59 | 9:26 | 8:11 | 4:53 | |
| Nov. 25 | Vanderbilt | L, 24-42 | 21:45 | 8:17 | 4:48 | 5:12 | 3:28 | |
| Tennessee Total | | | 338:46 | 91:51 | 85:47 | 81:30 | 79:38 | 0:00 |
| Avg. | | | 28:13 | 7:39 | 7:08 | 6:47 | 6:38 | 0:00 |
| Opponents Total | | | 381:14 | 88:09 | 94:13 | 98:30 | 100:22 | 0:00 |
| Avg. | | | 31:46 | 7:20 | 7:51 | 8:12 | 8:21 | 0:00 |

2017 RED ZONE STATS

TENNESSEE INSIDE OPPONENT RED-ZONE

| Date | Opponent | Score | Times In RZ | Times Scored | Total Pts | TDs | Rush TDs | Pass TDs | FGs Made | FGA | ---- Failed to score inside RZ ---- | Downs | Int | Fumb | Half | Game |
|---------------|----------------|----------|-------------------------|--------------|------------|-----------|-----------|----------|----------|----------|-------------------------------------|----------|----------|----------|----------|----------|
| Sept. 4 | vs Ga Tech | W, 42-41 | 5 | 5 | 35 | 5 | 4 | 1 | 0 | 0 | 0 | 0 | 0 | 0 | 0 | 0 |
| Sept. 9 | Indiana State | W, 42-7 | 4 | 3 | 21 | 3 | 1 | 2 | 0 | 0 | 0 | 0 | 1 | 0 | 0 | 0 |
| Sept. 16 | at Florida | L, 20-26 | 3 | 1 | 3 | 0 | 0 | 0 | 1 | 1 | 0 | 1 | 0 | 0 | 0 | 0 |
| Sept. 23 | UMass | W, 17-13 | 3 | 2 | 14 | 2 | 1 | 1 | 0 | 0 | 0 | 0 | 0 | 0 | 1 | 0 |
| Sept. 30 | Georgia | L, 0-41 | 0 | 0 | 0 | 0 | 0 | 0 | 0 | 0 | 0 | 0 | 0 | 0 | 0 | 0 |
| Oct. 14 | South Carolina | L, 9-15 | 4 | 3 | 9 | 0 | 0 | 0 | 3 | 0 | 0 | 0 | 0 | 0 | 1 | 0 |
| Oct. 21 | at Alabama | L, 7-45 | 1 | 0 | 0 | 0 | 0 | 0 | 0 | 0 | 0 | 0 | 1 | 0 | 0 | 0 |
| Oct. 28 | at Kentucky | L, 26-29 | 6 | 6 | 26 | 2 | 2 | 0 | 4 | 0 | 0 | 0 | 0 | 0 | 0 | 0 |
| Nov. 4 | Southern Miss | W, 24-10 | 4 | 4 | 24 | 3 | 3 | 0 | 1 | 0 | 0 | 0 | 0 | 0 | 0 | 0 |
| Nov. 11 | at Missouri | L, 17-50 | 1 | 1 | 7 | 1 | 0 | 1 | 0 | 0 | 0 | 0 | 0 | 0 | 0 | 0 |
| Nov. 18 | LSU | L, 10-30 | 1 | 0 | 0 | 0 | 0 | 0 | 0 | 0 | 1 | 0 | 0 | 0 | 0 | 0 |
| Nov. 25 | Vanderbilt | L, 24-42 | 3 | 3 | 21 | 3 | 1 | 2 | 0 | 0 | 0 | 0 | 0 | 0 | 0 | 0 |
| Totals | | | 35 | 28 | 160 | 19 | 12 | 7 | 9 | 1 | 1 | 3 | 0 | 2 | 0 | 0 |
| | | | 28 of 35 (80.0%) | | | | | | | | | | | | | |

OPPONENT INSIDE TENNESSEE RED-ZONE

| Date | Opponent | Score | Times In RZ | Times Scored | Total Pts | TDs | Rush TDs | Pass TDs | FGs Made | FGA | ---- Failed to score inside RZ ---- | Downs | Int | Fumb | Half | Game |
|---------------|----------------|----------|-------------------------|--------------|------------|-----------|-----------|----------|-----------|----------|-------------------------------------|----------|----------|----------|----------|----------|
| Sept. 4 | vs Ga Tech | W, 42-41 | 7 | 6 | 41 | 6 | 6 | 0 | 0 | 1 | 0 | 0 | 0 | 0 | 0 | 0 |
| Sept. 9 | Indiana State | W, 42-7 | 0 | 0 | 0 | 0 | 0 | 0 | 0 | 0 | 0 | 0 | 0 | 0 | 0 | 0 |
| Sept. 16 | at Florida | L, 20-26 | 2 | 2 | 10 | 1 | 0 | 1 | 1 | 0 | 0 | 0 | 0 | 0 | 0 | 0 |
| Sept. 23 | UMass | W, 17-13 | 2 | 2 | 13 | 2 | 1 | 1 | 0 | 0 | 0 | 0 | 0 | 0 | 0 | 0 |
| Sept. 30 | Georgia | L, 0-41 | 6 | 6 | 34 | 4 | 3 | 1 | 2 | 0 | 0 | 0 | 0 | 0 | 0 | 0 |
| Oct. 14 | South Carolina | L, 9-15 | 3 | 3 | 12 | 1 | 1 | 0 | 2 | 0 | 0 | 0 | 0 | 0 | 0 | 0 |
| Oct. 21 | at Alabama | L, 7-45 | 6 | 5 | 31 | 4 | 3 | 1 | 1 | 0 | 0 | 1 | 0 | 0 | 0 | 0 |
| Oct. 28 | at Kentucky | L, 26-29 | 4 | 4 | 29 | 4 | 4 | 0 | 0 | 0 | 0 | 0 | 0 | 0 | 0 | 0 |
| Nov. 4 | Southern Miss | W, 24-10 | 2 | 2 | 10 | 1 | 1 | 0 | 1 | 0 | 0 | 0 | 0 | 0 | 0 | 0 |
| Nov. 11 | at Missouri | L, 17-50 | 6 | 5 | 26 | 3 | 2 | 1 | 2 | 0 | 0 | 0 | 0 | 0 | 1 | 0 |
| Nov. 18 | LSU | L, 10-30 | 6 | 5 | 30 | 4 | 4 | 0 | 1 | 1 | 0 | 0 | 0 | 0 | 0 | 0 |
| Nov. 25 | Vanderbilt | L, 24-42 | 6 | 5 | 35 | 5 | 2 | 3 | 0 | 0 | 0 | 0 | 0 | 0 | 1 | 0 |
| Totals | | | 50 | 45 | 271 | 35 | 27 | 8 | 10 | 2 | 0 | 1 | 0 | 2 | 0 | 0 |
| | | | 45 of 50 (90.0%) | | | | | | | | | | | | | |

2017 VIDEO REVIEWS

REVIEWS IN UT's FAVOR: 9

NOT IN UT's FAVOR: 7

- On the first play of the second quarter, against Georgia Tech Quinten Dormady threw a pass down the middle of the field to Ethan Wolf inside the 20-yard line. After a review, the play was reversed as officials said that Wolf did not have control of the ball as he went to the ground. (REVERSED)
- On Georgia Tech's final drive of the first half, running back KirVonte Benson was initially ruled down at the nine-yard line after a run. Upon further review, it was determined that he gained only five yards on the carry and was down at the 15-yard line where his knee touched the ground. (REVERSED)
- On Tennessee's first overtime drive vs. Georgia Tech, John Kelly was initially ruled down at the one yard line. After review, officials overturned the call and ruled the play as a one-yard rushing touchdown, saying the ball crossed the scoring plane. (REVERSED)
- With 10:07 remaining in the third quarter, Indiana State's quarterback Cade Sparks completed a 23-yard touchdown pass to McClendon. After a review, it was confirmed that Jacquet McClendon maintained control of the ball as it crossed the goal line. (CONFIRMED)
- With 14:23 remaining in the fourth quarter, Indiana State's Bob Pugh rushed one yard to the UT 38 on a 3rd-and-2. He was initially ruled one yard short of the first-down marker. After a review, the ruling on the field was confirmed. (CONFIRMED)
- With 10:45 remaining in the fourth quarter, Justin Martin chased down Florida's Malik Davis following a 72-yard run and forced a fumble at the two-yard line that rolled out of the back of end zone, giving the ball back to UT. The play was initially ruled a touchdown. After review it was ruled a fumble. (REVERSED)
- On Tennessee's final drive against South Carolina, wide receiver Brandon Johnson caught a 39-yard pass that was initially ruled a first down at the SC22 before the ball came out. Upon further review, the ruling was confirmed that Johnson was down at the SC 22. (CONFIRMED)

- With 8:46 remaining in the fourth quarter at Alabama, John Kelly punched in a three-yard touchdown run. After a review it was ruled, that Kelly was down at the UA 1. (REVERSED)
- With 4:15 remaining in the first quarter, Kentucky running back Shihem King rushed for 14 yards and was ruled down before UT's Nigel Warrior forced a fumble that was recovered by Shy Tuttle. After review, the play was changed to a forced fumble and a Tennessee recovery. (REVERSED)
- UT freshman running back Ty Chandler rushed 14 yards for a touchdown with 8:52 left in the second quarter vs. Kentucky. After review, Chandler was ruled down at the one-yard line. (REVERSED)
- With 3:40 left in the game, UK quarterback Stephen Johnson completed a 16-yard pass to Tavin Richardson near the right sideline. After a review, the call of a catch was confirmed. (CONFIRMED)
- With 9:25 remaining in the first quarter against Southern Miss, Tennessee safety Nigel Warrior was called for targeting when tackling Southern Miss quarterback Keon Howard. After an official review, it was ruled that the tackle was not targeting as Warrior led with his shoulder. (REVERSED)
- With 14:12 left in the game at Missouri, Calin Fils-aime rushed 25 yards and was ruled down before Anthony Sherrills forced a fumble and brought Fils-aime down. After a video review, the call on the field was overturned and it was ruled a fumble. (REVERSED)
- With 2:04 left in the first quarter against LSU, Tennessee running back John Kelly ran the ball on 4th-and-1 and was ruled down at the UT 49 for no gain. After a review, Kelly was ruled to have crossed the plane for the first down. (REVERSED)
- In the second quarter against Vanderbilt, John Kelly ran for one yard on 3rd-and-1 at the UT 28. After a review, it was determined that Kelly was down before reaching the first-down marker. (REVERSED)
- The Tennessee defense made another fourth-down stop on Vandy's next possession. On 4th-and-1 from the UT 39, Alexis Johnson and Kendal Vickers stuffed Shurmur for no gain. After a review it was confirmed that Shurmur did not reach the first-down marker. (CONFIRMED)

STARTING EXPERIENCE

| OFFENSE | '13 | '14 | '15 | '16 | '17 | Tot | Strk | DEFENSE | '13 | '14 | '15 | '16 | '17 | Tot | Str |
|------------------------|-----|-----|-----|-----|-----|-----|------|------------------------|-----|-----|-----|-----|-----|-----|------|
| Venzell Boulware, OL | . | . | . | 3 | 1 | 4 | . | Micah Abernathy, DB | . | . | . | 11 | 11 | 21 | 15 |
| Devante Brooks, OL | . | . | . | . | 4 | 4 | 4 | Daniel Bituli, LB | . | . | . | . | 8 | 8 | 2 |
| Marquez Callaway, WR | . | . | . | . | 10 | 10 | 2 | Elliott Berry, LB | . | . | . | 4 | 1 | 5 | 1 |
| Ty Chandler, RB | . | . | . | . | 2 | 2 | . | Evan Berry, DB | . | . | . | 3 | . | 3 | . |
| Quinten Dormady, QB | . | . | . | . | 5 | 5 | . | Baylen Buchanan, DB | . | . | . | 2 | . | 2 | . |
| Jeff George, WR | . | . | . | 2 | 1 | 3 | . | Rashaan Gauden, DB | . | . | . | 9 | 10 | 19 | 1 |
| Jarrett Guarantano, QB | . | . | . | . | 6 | 6 | 2 | Jakob Johnson, (LB) | . | 2 | . | . | . | 2 | . |
| Chance Hall, OL | . | . | 7 | 6 | . | 13 | . | Colton Jumper, LB | . | . | 3 | 7 | 6 | 16 | . |
| Jauan Jennings, WR | . | . | 6 | 9 | 1 | 16 | . | Todd Kelly Jr., DB | . | 3 | 2 | 11 | . | 16 | . |
| Brandon Johnson, WR | . | . | . | . | 7 | 7 | 1 | Darrin Kirkland Jr. LB | . | . | 10 | 7 | . | 17 | . |
| Jakob Johnson, (TE) | . | . | . | . | 3 | 3 | . | Jonathan Kongbo DL | . | . | . | 2 | 10 | 12 | 2 |
| Ryan Johnson, OL | . | . | . | . | 4 | 4 | 4 | Justin Martin, DB | . | . | 6 | 2 | 11 | 19 | 5 |
| Jack Jones, OL | . | . | 1 | 6 | 3 | 10 | . | Cortez McDowell, LB | . | . | . | 4 | 3 | 7 | . |
| John Kelly, RB | . | . | . | 1 | 11 | 12 | 4 | Kahlil McKenzie, DL | . | . | . | 1 | 8 | 9 | . |
| Brett Kendrick, OT/OG | . | 2 | 5 | 13 | 9 | 29 | 1 | Emmanuel Moseley, DB | . | 2 | 7 | 10 | 11 | 30 | 11 |
| Riley Locklear | . | . | . | . | 2 | 2 | 2 | Kyle Phillips, LB | . | . | . | 1 | 8 | 9 | 8 |
| Will McBride, QB | . | . | . | . | 1 | 1 | . | Quart'e Sapp, LB | . | . | . | . | 8 | 8 | . |
| Josh Palmer, WR | . | . | . | . | 6 | 6 | 4 | Shawn Shamburger | . | . | . | . | 1 | 1 | . |
| Austin Pope, TE | . | . | . | . | 1 | 1 | . | Austin Smith, LB | . | . | 1 | . | . | 1 | . |
| Drew Richmond, OT | . | . | . | 6 | 7 | 13 | . | Darrell Taylor, DL | . | . | . | . | 7 | 7 | . |
| Jashon Robertson, OG/C | . | 13 | 10 | 12 | 10 | 44 | . | Shy Tuttle, DL | . | . | . | 1 | 4 | 5 | 1 |
| Josh Smith, WR | 4 | 1 | 7 | 6 | 5 | 23 | . | Kendal Vickers, DL | . | . | 13 | 13 | 11 | 38 | 38 |
| Trey Smith, OG | . | . | . | . | 12 | 12 | 12 | Nigel Warrior, DB | . | . | . | 1 | 12 | 13 | 12 |
| Marcus Tatum, OT | . | . | . | . | 3 | 3 | . | Total | 0 | 7 | 42 | 88 | 132 | 269 | - |
| Coleman Thomas, OT | . | 5 | 13 | 9 | 5 | 32 | . | OFFENSE | '13 | '14 | '15 | '16 | '17 | Tot | Strk |
| Eli Wolf, TE | . | . | . | . | 1 | 1 | . | Brent Cimaglia | . | . | . | . | 3 | 3 | . |
| Ethan Wolf, TE | . | 11 | 12 | 12 | 12 | 47 | 17 | Trevor Daniel, P | . | . | 13 | 13 | 12 | 38 | 38 |
| Total | 4 | 32 | 61 | 85 | 132 | 314 | - | Aaron Medley, PK/KO | . | 13 | 13 | 13 | 9 | 48 | 4 |
| | | | | | | | | Total | . | 13 | 26 | 26 | 24 | 89 | - |

STARTING LINEUPS

| Offense | TE | LT | LG | C | RG | RT | WR | WR | QB | TB | WR/TE | PK | P |
|-------------|----------|-------------|--------------|--------------|-------------|-------------|-------------|------------|---------------|-----------|-------------|----------|-----------|
| vs. Ga Tech | Et. Wolf | B. Kendrick | J. Jones | J. Robertson | T. Smith | M. Tatum | J. Jennings | B. Johnson | Q. Dormady | J. Kelly | Eli Wolf | Medley | T. Daniel |
| INDIANA ST | Et. Wolf | D. Richmond | J. Jones | J. Robertson | T. Smith | B. Kendrick | M. Callaway | J. Palmer | Q. Dormady | J. Kelly | T. Chandler | Medley | T. Daniel |
| at Florida | Et. Wolf | D. Richmond | J. Jones | J. Robertson | T. Smith | B. Kendrick | M. Callaway | B. Johnson | Q. Dormady | J. Kelly | J. Palmer | Medley | T. Daniel |
| UMASS | Et. Wolf | D. Richmond | V. Boulware | C. Thomas | T. Smith | B. Kendrick | M. Callaway | J. Smith | Q. Dormady | J. Kelly | J. Johnson | Medley | T. Daniel |
| GEORGIA | Et. Wolf | D. Richmond | B. Kendrick | J. Robertson | T. Smith | M. Tatum | M. Callaway | B. Johnson | Q. Dormady | J. Kelly | J. Smith | Medley | T. Daniel |
| S. CAROLINA | Et. Wolf | D. Richmond | B. Kendrick | J. Robertson | T. Smith | M. Tatum | M. Callaway | B. Johnson | J. Guarantano | J. Kelly | J. Smith | Cimaglia | T. Daniel |
| at Alabama | Et. Wolf | D. Richmond | J. Robertson | C. Thomas | T. Smith | B. Kendrick | M. Callaway | B. Johnson | J. Guarantano | J. Kelly | J. Smith | Cimaglia | T. Daniel |
| at Kentucky | Et. Wolf | D. Richmond | J. Robertson | C. Thomas | T. Smith | B. Kendrick | M. Callaway | J. Smith | J. Guarantano | Fils-aime | A. Pope | Cimaglia | T. Daniel |
| SO. MISS | Et. Wolf | T. Smith | J. Robertson | C. Thomas | R. Johnson | D. Brooks | M. Callaway | J. Palmer | J. Guarantano | J. Kelly | J. Johnson | Medley | T. Daniel |
| at Missouri | Et. Wolf | T. Smith | J. Robertson | C. Thomas | R. Johnson | D. Brooks | J. George | B. Johnson | W. McBride | J. Kelly | J. Palmer | Medley | T. Daniel |
| LSU | Et. Wolf | T. Smith | R. Johnson | J. Robertson | R. Locklear | D. Brooks | M. Callaway | J. Palmer | J. Guarantano | J. Kelly | J. Johnson | Medley | T. Daniel |
| VANDERBILT | Et. Wolf | B. Kendrick | T. Smith | R. Johnson | R. Locklear | D. Brooks | M. Callaway | B. Johnson | J. Guarantano | J. Kelly | J. Palmer | Medley | T. Daniel |

| Defense | RE | DT | DT | LE | WLB | MLB | SLB | NK | RCB | FS | SS | LCB |
|-------------|-------------|-------------|------------|-------------|-------------|-----------|-----------|----|------------|--------------|--------------|------------|
| vs. Ga Tech | J. Kongbo | K. McKenzie | K. Vickers | D. Taylor | C. McDowell | C. Jumper | D. Bituli | -- | R. Gauden | M. Abernathy | N. Warrior | J. Martin |
| INDIANA ST | J. Kongbo | K. McKenzie | K. Vickers | D. Taylor | C. McDowell | C. Jumper | D. Bituli | -- | E. Moseley | M. Abernathy | N. Warrior | J. Martin |
| at Florida | J. Kongbo | K. McKenzie | K. Vickers | D. Taylor | C. McDowell | D. Bituli | -- | -- | R. Gauden | E. Moseley | M. Abernathy | N. Warrior |
| UMASS | J. Kongbo | K. McKenzie | K. Vickers | D. Taylor | Q. Sapp | D. Bituli | -- | -- | R. Gauden | E. Moseley | M. Abernathy | N. Warrior |
| GEORGIA | J. Kongbo | K. McKenzie | K. Vickers | D. Taylor | Q. Sapp | C. Jumper | -- | -- | R. Gauden | E. Moseley | M. Abernathy | N. Warrior |
| S. CAROLINA | J. Kongbo | K. McKenzie | K. Vickers | K. Phillips | Q. Sapp | C. Jumper | -- | -- | R. Gauden | E. Moseley | M. Abernathy | N. Warrior |
| at Alabama | J. Kongbo | K. McKenzie | K. Vickers | K. Phillips | Q. Sapp | D. Bituli | -- | -- | R. Gauden | E. Moseley | M. Abernathy | N. Warrior |
| at Kentucky | J. Kongbo | S. Tuttle | K. Vickers | K. Phillips | Q. Sapp | D. Bituli | -- | -- | R. Gauden | E. Moseley | M. Abernathy | N. Warrior |
| SO. MISS | K. Phillips | S. Tuttle | K. Vickers | D. Taylor | Q. Sapp | C. Jumper | -- | -- | R. Gauden | E. Moseley | M. Abernathy | N. Warrior |
| at Missouri | K. Phillips | S. Tuttle | K. Vickers | D. Taylor | Q. Sapp | C. Jumper | -- | -- | R. Gauden | E. Moseley | M. Abernathy | N. Warrior |
| LSU | J. Kongbo | K. McKenzie | K. Vickers | K. Phillips | Q. Sapp | C. Jumper | D. Bituli | -- | E. Moseley | M. Abernathy | N. Warrior | J. Martin |
| VANDERBILT | J. Kongbo | S. Tuttle | K. Vickers | K. Phillips | El. Berry | D. Bituli | -- | -- | R. Gauden | E. Moseley | M. Abernathy | N. Warrior |

PARTICIPATION GAME-BY-GAME

| No. Player | GP/GS | GT | INS | UF | UMASS | UGA | SC | UA | UK | USM | MU | LSU | VANDY |
|--------------------|-------|-------|-------|-------|-------|-------|-------|-------|-------|-------|-------|-------|-------|
| 22 Abernathy, M. | 12/12 | START | START | START | START | START | START | START | START | START | START | START | START |
| 97 Bain, P. | 3/- | XXX | DNP | DNP | DNP | DNP | XXX | XXX | DNP | DNP | DNP | DNP | DNP |
| 17 Bates, D. | 10/- | XXX | XXX | XXX | XXX | XXX | XXX | XXX | DNP | DNP | XXX | XXX | XXX |
| 88 Benedict, B. | 1/- | DNP | DNP | DNP | DNP | XXX | DNP | DNP | DNP | DNP | DNP | DNP | DNP |
| 95 Bennett, K. | 4/- | DNP | XXX | DNP | DNP | DNP | DNP | XXX | DNP | DNP | XXX | DNP | XXX |
| 41 Berry, El. | 12/1 | XXX | XXX | XXX | XXX | XXX | XXX | XXX | XXX | XXX | XXX | XXX | START |
| 29 Berry, Ev. | 3/- | XXX | DNP | DNP | DNP | DNP | DNP | DNP | XXX | XXX | DNP | DNP | DNP |
| 35 Bituli, D. | 12/8 | START | START | START | START | XXX | XXX | START | START | XXX | XXX | START | START |
| 48 Blakely, J. | 9/- | XXX | XXX | XXX | XXX | XXX | XXX | XXX | XXX | XXX | DNP | DNP | DNP |
| 50 Boulware, V. | 3/1 | XXX | XXX | DNP | START | DNP | DNP | DNP | DNP | DNP | DNP | DNP | DNP |
| 77 Brooks, D. | 4/4 | DNP | DNP | DNP | DNP | DNP | DNP | DNP | DNP | START | START | START | START |
| 28 Buchanan, B. | 6/- | XXX | DNP | DNP | DNP | XXX | XXX | XXX | DNP | DNP | DNP | XXX | XXX |
| 23 Bumphus, L. | 10/- | DNP | XXX | XXX | XXX | XXX | XXX | XXX | XXX | XXX | DNP | XXX | XXX |
| 56 Butler, M. | 8/- | DNP | XXX | DNP | DNP | XXX | XXX | XXX | DNP | XXX | XXX | XXX | XXX |
| 10 Byrd, T. | 11/- | XXX | DNP | XXX | XXX | XXX | XXX | XXX | XXX | XXX | XXX | XXX | XXX |
| 1 Callaway, M. | 11/10 | XXX | START | START | START | START | START | START | START | START | DNP | START | START |
| 3 Chandler, T. | 12/1 | XXX | START | XXX | XXX | XXX | XXX | XXX | XXX | XXX | XXX | XXX | XXX |
| 30 Cimaglia, B. | 5/- | DNP | DNP | XXX | XXX | DNP | XXX | XXX | XXX | DNP | DNP | DNP | DNP |
| 24 Coleman, T. | 4/- | DNP | XXX | DNP | DNP | DNP | DNP | XXX | XXX | XXX | DNP | DNP | DNP |
| 86 Craig, A. | 1/- | DNP | XXX | DNP | DNP | DNP | DNP | DNP | DNP | DNP | DNP | DNP | DNP |
| 93 Daniel, T. | 12/- | XXX | XXX | XXX | XXX | XXX | XXX | XXX | XXX | XXX | XXX | XXX | XXX |
| 12 Dormady, Q. | 6/5 | START | START | START | START | START | XXX | DNP | DNP | DNP | DNP | DNP | DNP |
| 34 Elion, M. | 2/- | DNP | DNP | DNP | DNP | DNP | DNP | DNP | DNP | DNP | DNP | XXX | XXX |
| 27 Fils-Aime, C. | 11/1 | XXX | XXX | XXX | XXX | XXX | DNP | XXX | START | XXX | XXX | XXX | XXX |
| 7 Gaudlen, R. | 12/10 | START | START | START | START | START | START | START | START | START | START | XXX | START |
| 19 George, J. | 11/1 | XXX | XXX | XXX | XXX | XXX | XXX | DNP | XXX | XXX | START | XXX | XXX |
| 4 Gray, M. | 2/- | DNP | XXX | DNP | DNP | DNP | DNP | DNP | XXX | DNP | DNP | DNP | DNP |
| 2 Guarantano, J. | 9/6 | DNP | XXX | DNP | XXX | XXX | START | START | START | START | DNP | START | START |
| 31 Henderson, D.J. | 11/- | DNP | XXX | XXX | XXX | XXX | XXX | XXX | XXX | XXX | XXX | XXX | XXX |
| 31 Henry, P. | 11/- | XXX | XXX | XXX | XXX | DNP | XXX | XXX | XXX | XXX | XXX | XXX | XXX |
| 23 Ignont, W. | 6/- | DNP | XXX | DNP | XXX | XXX | XXX | XXX | DNP | DNP | DNP | XXX | XXX |
| 26 Jackson, T. | 11/- | DNP | XXX | XXX | XXX | XXX | XXX | XXX | XXX | XXX | XXX | XXX | XXX |
| 15 Jennings, J. | 2/1 | START | DNP | DNP | DNP | DNP | DNP | DNP | DNP | DNP | XXX | DNP | DNP |
| 98 Johnson, A. | 11/- | XXX | XXX | XXX | XXX | XXX | XXX | XXX | DNP | XXX | XXX | XXX | XXX |
| 7 Johnson, B. | 12/7 | START | XXX | START | XXX | START | START | START | XXX | XXX | START | XXX | START |
| 13 Johnson, D. | 6/- | DNP | XXX | XXX | XXX | XXX | DNP | XXX | DNP | XXX | DNP | DNP | DNP |
| 44 Johnson, Ja. | 10/3 | XXX | XXX | XXX | START | DNP | DNP | XXX | XXX | START | XXX | START | XXX |
| 70 Johnson, R. | 12/4 | XXX | XXX | XXX | XXX | XXX | XXX | XXX | XXX | START | START | START | START |
| 66 Jones, J. | 5/3 | START | START | START | XXX | XXX | DNP | DNP | DNP | DNP | DNP | DNP | DNP |
| 9 Jordan, T. | 12/- | XXX | XXX | XXX | XXX | XXX | XXX | XXX | XXX | XXX | XXX | XXX | XXX |
| 53 Jumper, C. | 12/7 | START | START | XXX | XXX | START | START | XXX | XXX | START | START | START | XXX |
| 67 Keeler, J. | 2/- | DNP | DNP | DNP | DNP | DNP | DNP | DNP | DNP | DNP | DNP | XXX | XXX |
| 24 Kelly Jr., T. | 2/- | XXX | XXX | DNP | DNP | DNP | DNP | DNP | DNP | DNP | DNP | DNP | DNP |
| 4 Kelly, J. | 11/11 | START | START | START | START | START | START | START | DNP | START | START | START | START |
| 63 Kendrick, B. | 9/9 | START | START | START | START | START | START | START | START | DNP | DNP | DNP | START |
| 1 Kongbo, J. | 11/10 | START | START | START | START | START | START | START | START | DNP | XXX | START | START |
| 42 Labruzzo, C. | 4/- | DNP | XXX | XXX | XXX | XXX | DNP | DNP | DNP | DNP | DNP | DNP | DNP |
| 56 Locklear, R. | 4/2 | DNP | DNP | DNP | DNP | DNP | DNP | DNP | DNP | XXX | XXX | START | START |
| 46 Lovingood, R. | 12/- | XXX | XXX | XXX | XXX | XXX | XXX | XXX | XXX | XXX | XXX | XXX | XXX |
| 8 Martin, J. | 12/11 | START | START | START | START | START | START | XXX | START | START | START | START | START |
| 17 McBride, W. | 2/1 | DNP | DNP | DNP | DNP | DNP | DNP | DNP | DNP | XXX | START | DNP | DNP |
| 20 McDowell, C. | 3/3 | START | START | START | DNP | DNP | DNP | DNP | DNP | DNP | DNP | DNP | DNP |
| 99 McKenzie, K. | 11/8 | START | START | START | START | START | START | START | XXX | XXX | XXX | START | DNP |
| 52 Medford, E. | 10/- | XXX | XXX | XXX | XXX | DNP | XXX | DNP | XXX | XXX | XXX | XXX | XXX |
| 25 Medley, A. | 10/- | XXX | XXX | XXX | XXX | XXX | DNP | DNP | XXX | XXX | XXX | XXX | XXX |
| 12 Moseley, E. | 12/11 | XXX | START | START | START | START | START | START | START | START | START | START | START |
| 11 Murphy, J. | 7/- | DNP | XXX | DNP | DNP | XXX | DNP | XXX | DNP | XXX | XXX | XXX | XXX |
| 85 Orradre, T. | 1/- | DNP | DNP | DNP | DNP | DNP | DNP | DNP | DNP | DNP | DNP | XXX | DNP |
| 3 Osborne, M. | 9/- | XXX | XXX | DNP | XXX | XXX | XXX | XXX | XXX | XXX | XXX | DNP | DNP |
| 5 Palmer, J. | 12/6 | XXX | START | START | XXX | XXX | XXX | XXX | XXX | START | START | START | START |
| 5 Phillips, K. | 12/7 | XXX | XXX | XXX | XXX | XXX | START | START | START | START | START | START | START |
| 55 Picou, Q. | 8/- | XXX | XXX | XXX | XXX | XXX | XXX | XXX | DNP | DNP | DNP | DNP | XXX |
| 81 Pope, A. | 9/1 | DNP | XXX | XXX | XXX | XXX | XXX | XXX | START | XXX | XXX | DNP | DNP |
| 21 Reid, S. | 7/- | DNP | XXX | DNP | DNP | DNP | XXX | XXX | XXX | XXX | DNP | XXX | XXX |
| 51 Richmond, D. | 7/7 | DNP | START | START | START | START | START | START | START | DNP | DNP | DNP | DNP |
| 75 Robertson, J. | 10/10 | START | START | START | DNP | START | START | START | START | START | START | START | DNP |
| 14 Sapp, Q. | 12/8 | XXX | XXX | XXX | START | START | START | START | START | START | START | START | XXX |
| 15 Shamburger, S. | 11/1 | XXX | XXX | XXX | XXX | XXX | XXX | START | XXX | DNP | XXX | XXX | XXX |
| 11 Smith, A. | 6/- | DNP | DNP | DNP | DNP | DNP | XXX | XXX | DNP | XXX | XXX | XXX | XXX |
| 25 Smith, Jo. | 6/5 | DNP | DNP | XXX | START | START | START | START | START | DNP | DNP | DNP | DNP |
| 73 Smith, T. | 12/12 | START | START | START | START | START | START | START | START | START | START | START | START |
| 68 Tatum, M. | 4/3 | START | DNP | DNP | XXX | START | START | DNP | DNP | DNP | DNP | DNP | DNP |
| 19 Taylor, D. | 10/7 | START | START | START | START | START | DNP | DNP | XXX | START | START | XXX | XXX |
| 55 Thomas, C. | 6/5 | DNP | XXX | DNP | START | DNP | DNP | START | START | START | START | DNP | DNP |
| 2 Tuttle, S. | 10/4 | DNP | XXX | XXX | DNP | XXX | XXX | XXX | START | START | START | XXX | START |
| 39 Vickers, K. | 12/12 | START | START | START | START | START | START | START | START | START | START | START | START |
| 18 Warrior, N. | 12/12 | START | START | START | START | START | START | START | START | START | START | START | START |
| 6 Wiggins, S. | 10/- | DNP | XXX | XXX | XXX | XXX | XXX | XXX | DNP | XXX | XXX | XXX | XXX |
| 8 Williams, L. | 1/- | XXX | DNP | DNP | DNP | DNP | DNP | DNP | DNP | DNP | DNP | DNP | DNP |
| 80 Wolf, El. | 9/1 | START | XXX | DNP | DNP | DNP | XXX | XXX | XXX | XXX | XXX | XXX | XXX |
| 82 Wolf, Et. | 12/12 | START | START | START | START | START | START | START | START | START | START | START | START |

Starts indicated by position; X-Played; DNP-Did Not Play

2017 INDIVIDUAL SUPERLATIVES

■ MOST BY A VOL...

| | | |
|------------------|------|--|
| Rushes | 25 | John Kelly vs UMass (Sep 23, 2017) |
| | | John Kelly vs LSU (Nov 18, 2017) |
| Yards Rushing | 141 | John Kelly at Florida (Sep 16, 2017) |
| TD Rushes | 4 | John Kelly vs Ga Tech (Sep 04, 2017) |
| Long Rush | 43 | Will McBride at Mizzou (Nov 11, 2017) |
| Pass attempts | 39 | Quinten Dormady at Florida (Sep 16, 2017) |
| Pass completions | 21 | Quinten Dormady at Florida (Sep 16, 2017) |
| Yards Passing | 259 | Quinten Dormady at Florida (Sep 16, 2017) |
| TD Passes | 2 | Quinten Dormady vs Ga Tech (Sep 04, 2017) |
| | | Quinten Dormady vs Indiana State (Sept 9, 2017) |
| | | Jarrett Guarantano vs Vanderbilt (Nov 25, 2017) |
| Long Pass | 66 | Quinten Dormady vs UMass (Sep 23, 2017) |
| Receptions | 7 | Brandon Johnson vs UMass (Sep 23, 2017) |
| Yards Receiving | 123 | Brandon Johnson vs UMass (Sep 23, 2017) |
| TD Receptions | 2 | Marquez Callaway vs Ga Tech (Sep 04, 2017) |
| Long Reception | 66 | Brandon Johnson vs UMass (Sep 23, 2017) |
| Field Goals | 4 | Brent Cimaglia at Kentucky (Oct 28, 2017) |
| Long Field Goal | 51 | Brent Cimaglia at Florida (Sep 16, 2017) |
| Punts | 9 | Trevor Daniel at Alabama (Oct 21, 2017) |
| Punting Avg | 52.3 | Trevor Daniel vs South Carolina (Oct 14, 2017) |
| Long Punt | 72 | Trevor Daniel vs South Carolina (Oct 14, 2017) |
| Punts inside 20 | 5 | Trevor Daniel vs Ga Tech (Sep 04, 2017) |
| Long Punt Ret | 36 | Marquez Callaway vs Indiana State (Sept 9, 2017) |
| Long Kickoff Ret | 91 | Ty Chandler vs Indiana State (Sept 9, 2017) |
| Tackles | 23 | Daniel Bituli vs Ga Tech (Sep 04, 2017) |
| Sacks | 2.5 | Colton Jumper vs UMass (Sep 23, 2017) |
| Tackles For Loss | 3.5 | Colton Jumper vs UMass (Sep 23, 2017) |
| Interceptions | 1 | Rashaan Gaulden at Florida (Sep 16, 2017) |
| | | Justin Martin vs Georgia (Sep 30, 2017) |
| | | Daniel Bituli at Alabama (Oct 21, 2017) |
| | | Emmanuel Moseley vs So Miss (Nov. 4, 2017) |
| | | Nigel Warrior at Mizzou (Nov 11, 2017) |

■ TENNESSEE'S LONG PLAYS

| | | |
|----------------|----|--|
| Rushing | 43 | Will McBride at Mizzou (Nov 11, 2017) |
| Passing | 66 | Quinten Dormady vs UMass (Sept 23, 2017) |
| Field Goal | 51 | Brent Cimaglia at Florida (Sept 16, 2017) |
| Punt | 72 | Trevor Daniel vs South Carolina (Oct 14, 2017) |
| Punt Return | 36 | Marquez Callaway vs. Indiana St (Sept 9, 2017) |
| Kickoff Return | 91 | Ty Chandler vs. Indiana State (Sept 9, 2017) |
| INT Return | 97 | Daniel Bituli at Alabama (Oct 21, 2017) |
| Fumble Return | -- | -- |

■ MOST BY AN OPPONENT...

| | | |
|------------------|------|--|
| Rushes | 44 | Marshall, T., vs Georgia Tech (Sep 04, 2017) |
| Yards Rushing | 249 | Marshall, T., vs Georgia Tech (Sep 04, 2017) |
| TD Rushes | 5 | Marshall, T., vs Georgia Tech (Sep 04, 2017) |
| Long Rush | 72 | Davis, M., at Florida (Sep 16, 2017) |
| Pass attempts | 31 | Shurmur, K., vs Vanderbilt (Nov 25, 2017) |
| Pass completions | 20 | Shurmur, K., vs Vanderbilt (Nov 25, 2017) |
| Yards Passing | 283 | Shurmur, K., vs Vanderbilt (Nov 25, 2017) |
| TD Passes | 4 | Lock, Drew, at Mizzou (Nov 11, 2017) |
| | | Shurmur, K., vs Vanderbilt (Nov 25, 2017) |
| Long Pass | 70 | Howard, K., vs Southern Miss (Nov. 4, 2017) |
| Receptions | 8 | Calvin Ridley, at Alabama (Oct 21, 2017) |
| | | Robertson, K., vs Southern Miss (Nov. 4, 2017) |
| Yards Receiving | 122 | Robertson, K., vs Southern Miss (Nov. 4, 2017) |
| TD Receptions | 2 | Hall, Emanuel, at Mizzou (Nov 11, 2017) |
| | | Sherfield, T., vs Vanderbilt (Nov 25, 2017) |
| Long Reception | 70 | Robertson, K., vs Southern Miss (Nov. 4, 2017) |
| Field Goals | 3 | White, P., vs South Carolina (Oct 14, 2017) |
| | | McCann, Tucker, at Mizzou (Nov 11, 2017) |
| Long Field Goal | 47 | White, P., vs South Carolina (Oct 14, 2017) |
| Punts | 10 | Laurent, L., vs UMass (Sep 23, 2017) |
| Punting Avg | 49.5 | Fatony, Corey, at Mizzou (Nov 11, 2017) |
| Long Punt | 60 | Everett, Z., vs Southern Miss (Nov. 4, 2017) |
| | | Rosenberg, Z., vs LSU (Nov 18, 2017) |
| Punts inside 20 | 5 | Everett, Z., vs Southern Miss (Nov. 4, 2017) |
| Long Punt Ret | 28 | Hardman, M., vs Georgia (Sep 30, 2017) |
| Long Kickoff Ret | 46 | Cleveland, T., at Florida (Sep 16, 2017) |
| Tackles | 13 | Jordan Jones, at Kentucky (Oct 28, 2017) |
| Sacks | 2.0 | Wonnum, D., vs South Carolina (Oct 14, 2017) |
| | | Levi Wallace, at Alabama (Oct 21, 2017) |
| | | Frazier, Marcel, at Mizzou (Nov 11, 2017) |
| | | Williams, Tre, at Mizzou (Nov 11, 2017) |
| Tackles For Loss | 3.0 | Levi Wallace, at Alabama (Oct 21, 2017) |
| Interceptions | 1 | Green, R., vs Indiana State (Sept 9, 2017) |
| | | Henderson, C., at Florida (Sep 16, 2017) |
| | | Dawson, D., at Florida (Sep 16, 2017) |
| | | Reese, D., at Florida (Sep 16, 2017) |
| | | Reed, J., vs Georgia (Sep 30, 2017) |
| | | McGhee, T., vs Georgia (Sep 30, 2017) |
| | | Mack Wilson, at Alabama (Oct 21, 2017) |
| | | Sherriels, Antho., at Mizzou (Nov 11, 2017) |
| | | Prewett, Kaleb, at Mizzou (Nov 11, 2017) |
| | | Ferguson, T., vs Vanderbilt (Nov 25, 2017) |

■ OPPONENT'S LONG PLAYS

| | | |
|----------------|----|--|
| Rushing | 72 | Davis, M., at Florida (Sept 16, 2017) |
| Passing | 70 | Howard, K., vs So Miss (Nov. 4, 2017) |
| Field Goal | 47 | White, P., vs South Carolina (Oct 14, 2017) |
| Punt | 60 | Everett, Z., vs Southern Miss (Nov. 4, 2017) |
| | | Rosenberg, Z., vs LSU (Nov 18, 2017) |
| Punt Return | 28 | Hardman, M., vs Georgia (Sept. 30, 2017) |
| Kickoff Return | 46 | Cleveland, T., at Florida (Sept 16, 2017) |
| INT Return | 34 | Reed, J.R., vs Georgia (Sept. 30, 2017) |
| Fumble Return | -- | -- |

2017 TEAM SUPERLATIVES

TENNESSEE HIGHS AND LOWS

| | | |
|------------------|-----|---------------------------------|
| Points Scored | 42 | Georgia Tech, Indiana State |
| Low | 0 | Georgia |
| First Downs | 27 | Kentucky |
| Low | 7 | Georgia, Alabama |
| Rushing Attempts | 55 | Kentucky |
| Low | 21 | Vanderbilt |
| Rushing Yards | 203 | Kentucky |
| Low | 38 | LSU |
| Rushing TDs | 4 | Georgia Tech |
| Low | 0 | UGA, SC, Alabama, Missouri, LSU |
| Passes Attempted | 39 | Florida |
| Low | 16 | Alabama |
| Passes Completed | 21 | Florida |
| Low | 9 | Alabama |
| Had Intercepted | 3 | Florida |
| Low | 0 | Ga Tech, UMass, SC, UK, LSU |
| Passing Yards | 259 | Florida |
| Low | 44 | Alabama |
| Passing TDs | 3 | Indiana State |
| Low | 0 | UGA, SC, Alabama, UK, So. Miss |
| Total Off. Plays | 78 | Kentucky |
| Low | 46 | Alabama |
| Total Off. Yards | 445 | Kentucky |
| Low | 108 | Alabama |
| Fumbles | 5 | LSU |
| Low | 0 | Ga Tech, Florida, Alabama, UK |
| Fumbles Lost | 2 | Georgia, Missouri, LSU |
| Low | 0 | 7x |
| Penalties | 9 | Alabama, Kentucky |
| Low | 2 | Georgia Tech |
| Penalty Yards | 81 | Alabama |
| Low | 20 | Georgia Tech |
| QB Sacks by | 7 | UMass |
| Low | 0 | Georgia Tech, Georgia, Kentucky |

OPPONENT HIGHS AND LOWS

| | | |
|------------------|-----|-------------------------------------|
| Points Scored | 50 | Missouri |
| Low | 7 | Indiana State |
| First Downs | 35 | Alabama |
| Low | 13 | Indiana State |
| Rushing Attempts | 86 | Georgia Tech |
| Low | 29 | Florida |
| Rushing Yards | 535 | Georgia Tech |
| Low | 118 | Southern Miss |
| Rushing TDs | 6 | Georgia Tech |
| Low | 0 | Indiana State, Florida |
| Passes Attempted | 34 | Southern Miss |
| Low | 10 | Georgia Tech |
| Passes Completed | 22 | Alabama |
| Low | 5 | Georgia Tech |
| Had Intercepted | 1 | UF, UGA, Alabama, So Miss, Missouri |
| Low | 0 | Ga Tech, ISU, UMass, SC, UK, LSU |
| Passing Yards | 332 | Alabama |
| Low | 81 | LSU |
| Passing TDs | 4 | Missouri, Vanderbilt |
| Low | 0 | Ga Tech, SC, UK, So. Miss, LSU |
| Total Off. Plays | 96 | Georgia Tech |
| Low | 52 | Kentucky |
| Total Off. Yards | 659 | Missouri |
| Low | 215 | Indiana State |
| Fumbles | 4 | Kentucky |
| Low | 0 | South Carolina, Missouri, LSU |
| Fumbles Lost | 4 | Kentucky |
| Low | 0 | 7x |
| Penalties | 14 | So. Miss |
| Low | 1 | LSU |
| Penalty Yards | 120 | So. Miss |
| Low | 9 | LSU |
| QB Sacks by | 7 | South Carolina, Kentucky |
| Low | 0 | Georgia Tech, UMass |

2017 BIG PLAYS (More than 20 Yards)

20-YARDS-PLUS BY PLAYER

| Player | No. | TD | R | P | KR | PR | IR | FR |
|------------------|-----------|-----------|-----------|-----------|-----------|----------|----------|----------|
| Ty Chandler | 12 | 1 | 2 | 1 | 9 | 0 | 0 | 0 |
| John Kelly | 10 | 2 | 7 | 3 | 0 | 0 | 0 | 0 |
| Marquez Callaway | 10 | 3 | 0 | 8 | 0 | 2 | 0 | 0 |
| Brandon Johnson | 6 | 0 | 0 | 6 | 0 | 0 | 0 | 0 |
| Evan Berry | 3 | 0 | 0 | 0 | 3 | 0 | 0 | 0 |
| Carlin Fils-aime | 3 | 1 | 3 | 0 | 0 | 0 | 0 | 0 |
| Ethan Wolf | 5 | 2 | 0 | 4 | 0 | 0 | 0 | 0 |
| Daniel Bituli | 1 | 1 | 0 | 0 | 0 | 0 | 1 | 0 |
| Jeff George | 2 | 0 | 0 | 2 | 0 | 0 | 0 | 0 |
| Tim Jordan | 2 | 0 | 0 | 1 | 1 | 0 | 0 | 0 |
| Will McBride | 1 | 0 | 1 | 0 | 0 | 0 | 0 | 0 |
| Nigel Warrior | 1 | 1 | 0 | 0 | 0 | 0 | 1 | 0 |
| TOTAL | 55 | 11 | 13 | 25 | 13 | 2 | 2 | 0 |

20-YARDS-PLUS BY GAME

| Game | No. | TD | R | P | KR | PR | IR | FR |
|------------------|-----------|-----------|-----------|-----------|-----------|----------|----------|----------|
| vs. Georgia Tech | 6 | 1 | 2 | 2 | 2 | 0 | 0 | 0 |
| INDIANA STATE | 4 | 3 | 1 | 1 | 1 | 1 | 1 | 0 |
| at Florida | 8 | 2 | 2 | 5 | 0 | 1 | 0 | 0 |
| UMASS | 2 | 0 | 1 | 1 | 0 | 0 | 0 | 0 |
| GEORGIA | 3 | 0 | 0 | 1 | 2 | 0 | 0 | 0 |
| SOUTH CAROLINA | 4 | 0 | 2 | 1 | 1 | 0 | 0 | 0 |
| at Alabama | 4 | 1 | 0 | 0 | 3 | 0 | 1 | 0 |
| at Kentucky | 6 | 0 | 2 | 4 | 0 | 0 | 0 | 0 |
| SOUTHERN MISS | 3 | 1 | 1 | 1 | 1 | 0 | 0 | 0 |
| at Missouri | 7 | 1 | 2 | 1 | 3 | 0 | 1 | 0 |
| LSU | 4 | 1 | 0 | 4 | 0 | 0 | 0 | 0 |
| VANDERBILT | 4 | 1 | 0 | 4 | 0 | 0 | 0 | 0 |
| TOTAL | 55 | 11 | 13 | 25 | 13 | 2 | 2 | 0 |

■ 2017 BIG PLAYS (More than 20 Yards)

■ 20-YARD PLUS PLAYS

By Tennessee (55)

Offense (38)

| Yards | Type | Player(s) | Opponent |
|-------|------|--------------------------|-------------|
| 66 | Pass | Johnson from Dormady | UMass |
| 60 | Pass | George from Guarantano | LSU |
| 52 | Pass | Kelly from Dormady | Florida |
| 50* | Pass | Callaway from Dormady | Ga. Tech |
| 48 | Pass | George from Guarantano | Kentucky |
| 46* | Pass | Callaway from Guarantano | LSU |
| 44 | Pass | Kelly from Dormady | Georgia |
| 43 | Run | Will McBride | Missouri |
| 42 | Pass | Callaway from Guarantano | So. Miss |
| 40 | Pass | Callaway from Dormady | Ga. Tech |
| 39 | Pass | Johnson from Guarantano | S. Carolina |
| 38 | Run | John Kelly | Florida |
| 37* | Pass | Callaway from Dormady | Indiana St. |
| 34* | Run | John Kelly | Florida |
| 32 | Pass | Johnson from Guarantano | Vanderbilt |
| 30 | Run | Ty Chandler | S. Carolina |
| 30* | Run | Carlin Fils-aime | Indiana St. |
| 30 | Run | John Kelly | Ga. Tech |
| 29 | Run | Ty Chandler | Kentucky |
| 29 | Pass | Kelly from Dormady | Florida |
| 28 | Pass | Jordan from Guarantano | LSU |
| 28* | Pass | Et. Wolf from Dormady | Florida |
| 27 | Run | John Kelly | UMass |
| 26 | Pass | Callaway from Guarantano | LSU |
| 25 | Run | Carlin Fils-aime | Missouri |
| 25 | Pass | Johnson from Guarantano | Kentucky |
| 24 | Run | John Kelly | S. Carolina |
| 23 | Pass | Chandler from Guarantano | Kentucky |
| 22 | Pass | Johnson from McBride | Missouri |
| 22 | Pass | Callaway from Dormady | Florida |
| 22 | Run | John Kelly | Ga. Tech |
| 21 | Pass | Johnson from Guarantano | Vanderbilt |
| 21 | Run | Carlin Fils-aime | Kentucky |
| 20* | Pass | Et. Wolf from Guarantano | Vanderbilt |
| 20 | Pass | Et. Wolf from Guarantano | Vanderbilt |
| 20* | Run | John Kelly | So. Miss |
| 20 | Pass | Et. Wolf from Guarantano | Kentucky |
| 20 | Pass | Callaway from Dormady | Florida |

* touchdown scored on play

Defense (2)

| Yards | Type | Player(s) | Opponent |
|-------|------|---------------|----------|
| 97* | INT | Daniel Bituli | Alabama |
| 70* | INT | Nigel Warrior | Missouri |

* touchdown scored on play

Special Teams (15)

| Yards | Type | Player(s) | Opponent |
|-------|------|------------------|---------------|
| 91* | KR | Ty Chandler | Indiana St. |
| 51 | KR | Evan Berry | Ga. Tech |
| 46 | KR | Evan Berry | Southern Miss |
| 36 | PR | Marquez Callaway | Indiana St. |
| 35 | KR | Evan Berry | Ga. Tech |
| 34 | KR | Ty Chandler | Missouri |
| 32 | KR | Ty Chandler | Alabama |
| 29 | PR | Marquez Callaway | Florida |
| 26 | KR | Tim Jordan | Georgia |
| 24 | KR | Ty Chandler | Missouri |
| 23 | KR | Ty Chandler | Alabama |
| 21 | KR | Ty Chandler | S. Carolina |
| 21 | KR | Ty Chandler | Georgia |
| 20 | KR | Ty Chandler | Missouri |
| 20 | KR | Ty Chandler | Alabama |

* touchdown scored on play

■ 20-YARD PLUS PLAYS

By Opponent (64)

Offense (49)

| Yards | Type | Player(s) | Opponent |
|-------|------|------------------------|-------------|
| 72 | Run | Malik Davis | Florida |
| 70 | Pass | Robertson from Howard | So. Miss |
| 64 | Run | Larry Rountree | Missouri |
| 63* | Pass | Cleveland from Franks | Florida |
| 60* | Pass | Ruggs from Tagovailoa | Alabama |
| 52 | Run | Ish Whitter | Missouri |
| 50 | Pass | Hall from Lock | Missouri |
| 48 | Run | Benny Snell | Kentucky |
| 44 | Pass | Jeune from Marshall | Ga. Tech |
| 42 | Run | Andy Isabella | UMass |
| 39 | Run | Marquis Young | UMass |
| 38 | Run | Nathan Cottrell | Ga. Tech |
| 36 | Run | Darrel Williams | LSU |
| 36 | Pass | Isabella from Ford | UMass |
| 34 | Run | Stephen Johnson | Kentucky |
| 34 | Pass | Smith from Hurts | Alabama |
| 32 | Run | Elijah Holyfield | Georgia |
| 31 | Pass | Hall from Lock | Missouri |
| 30 | Run | Ralph Webb | Vanderbilt |
| 30* | Pass | Lipscomb from Shurmur | Vanderbilt |
| 29 | Run | Micah Wilson | Missouri |
| 28 | Run | TaQuon Marshall | Ga. Tech |
| 27 | Run | Benny Snell | Kentucky |
| 27 | Run | TaQuon Marshall | Ga. Tech |
| 26 | Pass | Ridley from Hurts | Alabama |
| 26 | Pass | Tennyson from Shurmur | Vanderbilt |
| 24 | Pass | Godwin from Fromm | Georgia |
| 23 | Pass | Duncan from Shurmur | Vanderbilt |
| 23 | Pass | Duncan from Shurmur | Vanderbilt |
| 23* | Pass | Moore from Lock | Missouri |
| 23 | Run | Ish Whitter | Missouri |
| 23 | Run | Benny Snell | Kentucky |
| 23* | Run | Tua Tagovailoa | Alabama |
| 23 | Run | Nick Chubb | Georgia |
| 23 | Pass | McClendon from Harker | Indiana St. |
| 23 | Pass | McClendon from Sparks | Indiana St. |
| 22 | Run | Josh Jacobs | Alabama |
| 22 | Run | D'Andre Swift | Georgia |
| 22 | Pass | Powell from Franks | Florida |
| 21 | Pass | Johnson from Lock | Missouri |
| 21 | Pass | Jacobs from Hurts | Alabama |
| 21* | Run | Sony Michel | Georgia |
| 21 | Pass | Palmer from Ford | UMass |
| 21 | Run | Lamical Perine | Florida |
| 20* | Run | Ralph Webb | Vanderbilt |
| 20* | Pass | Sherfield from Shurmur | Vanderbilt |
| 20* | Pass | Johnson from Lock | Missouri |
| 20 | Run | Ish Whitter | Missouri |
| 20* | Run | A.J. Turner | S. Carolina |

* touchdown scored on play

Defense (2)

| Yards | Type | Player(s) | Opponent |
|-------|------|-------------|----------|
| 34 | INT | J.R. Reed | Georgia |
| 31 | INT | Mack Wilson | Alabama |

* touchdown scored on play

Special Teams (13)

| Yards | Type | Player(s) | Opponent |
|-------|------|-----------------|-------------|
| 46 | KR | Tyrie Cleveland | Florida |
| 33 | KR | Lynn Bowden | Kentucky |
| 32 | KR | Lynn Bowden | Kentucky |
| 28 | PR | Mecole Hardman | Georgia |
| 26 | KR | Lynn Bowden | Kentucky |
| 25 | KR | Larry Rountree | Missouri |
| 24 | KR | Q Watkins | So. Miss |
| 24 | KR | Rashad Fenton | S. Carolina |
| 23 | KR | Titus McCoy | Indiana St. |
| 21 | KR | Larry Rountree | Missouri |
| 21 | KR | Henry Ruggs III | Alabama |
| 21 | PR | Chris Lammons | S. Carolina |
| 20 | KR | J.J. Green | Ga. Tech |

* touchdown scored on play



THE LAST TIME TENNESSEE...

INDIVIDUAL

Rushed for 100 yards - 120, Ty Chandler at Kentucky, 10/28/17
Rushed for 200 yards - 223, Arian Foster vs. Vanderbilt, 11/19/05
Rushed for 250 yards - 294, Chuck Webb vs. Mississippi, 11/18/89
QB Rushed for 100 yards - 118, Joshua Dobbs vs. Nebraska, 12/30/16
Passed for 300 yards - 340, Joshua Dobbs at Vanderbilt, 11/26/16
Passed for 400 yards - 404, Tyler Bray vs. Missouri, 11/10/12
Passed for 500 yards - 530, Tyler Bray vs. Troy, 11/3/12
Had 100 yards receiving - 107, Brandon Johnson vs. Vanderbilt, 11/25/17
Had 150 yards receiving - 161, Alvin Kamara at Texas A&M, 10/8/16
Had 200 yards receiving - 219, Cordarrelle Patterson, vs. Troy, 11/3/12
Returned onside kick for TD - 44, Bret Smith at S. Carolina, 10/30/04
Returned opening kickoff for TD - 91, Ty Chandler vs. Indiana State, 9/9/17
Returned conventional kickoff for TD - 91, Ty Chandler vs. Indiana State, 9/9/17
Returned kickoff 100 yards - Evan Berry at South Carolina, 10/29/16
Returned punt for TD - 62, Marquez Callaway vs. Tennessee Tech, 11/5/16
Returned punt at least 75 yards - 85, Cameron Sutton vs. Vanderbilt, 11/28/15 (TD)
Had a rushing + punt return TD in same game - Alvin Kamara vs. WCU, 9/19/15 (2, 50)
Returned INT for TD - 70 yards, Nigel Warrior at Missouri, 11/11/17
Returned a fumble for TD - 0, Corey Vereen at Georgia, 10/1/16
Returned PAT for a score - 97, Floyd Miley vs. Mississippi, 11/17/90 (blocked kick return)
Rushed for three TDs - 4, John Kelly vs. Georgia Tech, 9/4/17
Rushed for four TDs - 4, John Kelly vs. Georgia Tech, 9/4/17
Threw four TD passes - 4, Joshua Dobbs vs. Florida, 9/24/16
Caught three TD passes - 3, Justin Hunter vs. Troy, 11/3/12
Made four FGs - 4, Brent Cimaglia at Kentucky, 10/28/17
Had an 80-yard run - 87, LaMarcus Coker at Vanderbilt, 11/18/06
Had an 80-yard completion - 81, Tyler Bray to Justin Hunter vs. Montana, 9/4/11
Had 20+ tackles - 23, Daniel Bituli vs. Georgia Tech, 9/4/17
Recorded three sacks - 3.0, Derek Barnett at South Carolina, 10/29/16
Forced two fumbles - 2, Kendal Vickers at Kentucky, 10/28/17
Intercepted two passes - 2, Todd Kelly Jr. vs. Oklahoma 9/12/15
Intercepted three passes - 3, Deon Grant vs. Auburn 10/2/99
Made a 50-yard FG - 51, Brent Cimaglia at Florida, 9/16/17

TEAM

Shut out an opponent - 55-0 vs. Tennessee Tech, 11/5/16
Shut out consecutive opponents - at Vanderbilt and vs. Kentucky, 11/23-30/02 (24-0, 24-0)
Rushed for more than 300 yards - 386, vs. Missouri, 11/19/16 (45 att.)
Rushed for more than 400 yards - 406, vs. Vanderbilt, 11/26/94 (60 att.)
Passed for more than 300 yards - 340, at Vanderbilt, 11/26/16 (31 att.)
Passed for more than 400 yards - 402, at Texas A&M, 10/8/16 (48 att.)
Had more than 500 yards total off. - 521, vs. Nebraska, 12/30/16 (230 rush, 291 pass)
Had more than 600 yards total off. - 609, vs. Missouri, 11/19/16 (386 rush, 223 pass)
Scored 50 points - 63, vs. Missouri, 11/19/16 (Score: 63-37)
Scored 60 points - 63, vs. Missouri, 11/19/16 (Score: 63-37)
Scored 70 points - 70, vs. Louisiana-Monroe, 9/23/00 (Score: 70-3)
Scored 30+ points in a quarter - vs. Western Carolina, 9/19/15 (2nd quarter, 31 points)
Scored 35+ points in a quarter - Arkansas, 11/22/00 (1st quarter, 35 points)
Failed to rush for 100 yards - 38, vs. LSU 11/18/17 (34 att.)
Failed to pass for 100 yards - 44, at Alabama 10/21/17 (9-of-16, 1 int.)
Held opponent to fewer than 100 yards rushing - 61, vs. Nebraska, 12/30/16 (28 att.)
Held opponent to fewer than 100 yards passing - 81, vs. LSU 11/18/17 (11-of-15)
Held opponent to fewer than 100 yards total off. - 83, vs. W. Ky, 9/5/09 (34 rush, 49 pass)
Held opponent without a TD - vs. Tennessee Tech, 11/5/16 (Score: Tennessee 55-0)
Failed to get a first down - vs. Auburn, 9/27/58 (Score: Auburn 13-0)
Scored a safety - vs. Vanderbilt 11/28/15 (Derek Barnett sack)
Committed no turnovers - vs. Southern Miss, 11/4/17
Forced opponent into five turnovers - vs. Virginia Tech, 9/10/16
Committed no penalties - vs. Austin Peay, 8/31/13
Never had to punt - vs. Western Ky., 9/5/09 (15 off. possessions in 63-7 win)
Blocked a punt - vs. Georgia, 10/5/13 (Jalen Reeves-Maybin)
Returned blocked punt for TD - 15 vs. Georgia, 10/5/13 (Devaun Swafford)
Blocked a field goal - vs. Georgia Tech, 9/4/17 (Paul Bain, sent game to OT)
Returned blocked FG for TD - 90 vs. S. Carolina, 10/28/95 (Tyrone Hines)
Returned punt and kickoff for TD in same game - at Kentucky, 10/31/15 (Evan Berry 100-yard KR; Cameron Sutton 84-yard PR)
Blocked a PAT - Missouri, 11/11/17 (Tucker McCann blocked by Nigel Warrior on PAT)
Faked a punt - at Vanderbilt, 11/17/12 (Michael Palardy incomplete pass)
Successfully faked punt for 1st down - at Alabama, 10/22/11 (M. Palardy pass to A. Anderson)
Faked a FG - vs. Missouri, 11/22/14 (P. Ashford pass to A. Ellis for touchdown)
Attempted 2-pt conversion - vs. Missouri, 11/22/14 (Dobbs run successful)
Scored 2-pt conversion - vs. Missouri, 11/22/14 (Dobbs run successful)
Attempted onside kick - vs. Missouri, 11/22/14 (Tennessee recovered; penalty turnover)
Two players w/ 100 yards rushing - J. Dobbs (190) & J. Kelly (101) vs. Missouri (11/19/16)
Three players with 100 yards rushing - J. Stewart (145), A. Hayden (115) & M. Phillips (107) vs. Vanderbilt, 11/30/91
Two players w/ 100 yards passing - J. Dobbs (183) & Q. Dormady (109) vs. TTU, 11/5/16

REVIEW

Two players w/ 100 yards receiving - J. Hunter (141) & M. Rivera (129) vs. Missouri, 11/10/12

Lost OT game - at Texas A&M, 10/8/16 (Score: TAMU 45-38 2OT)

Won OT game - vs. Georgia Tech, 9/4/17 (Score: UT 42-41, 2OT)

Won game on last play - at Georgia, 10/1/16 (UT 34-31, 43-yd TD pass Dobbs to Jennings)

Lost game on last play - at Florida, 9/16/17 (Score: UF 26-20: 63-yd TD pass)

Rallied from down 14 to win - vs. Georgia Tech, 9/4/17 (trailed 28-14 in 4Q & won, 42-41)

Beat ranked opponent - vs. No. 24 Nebraska, 12/30/16 (Score: Tennessee 38-24)

Beat team ranked in top 15 - vs. #13 Northwestern, 1/1/16 (Score: Tennessee 45-6)

Beat team ranked in top five - at #4 LSU, 9/26/05 (Score: Tennessee 30-27 OT)

Forced four fumbles - at Kentucky, 10/28/17

Recovered four fumbles - at Kentucky, 10/28/17

■ THE LAST TIME AN OPPONENT...

INDIVIDUAL

Rushed for 100 yards - 163, Ralph Webb vs. Vanderbilt, 11/25/17 (25 attempts)

Rushed for 200 yards - 216, Ish Witter at Missouri, 11/11/17 (24 attempts)

Rushed for 250 yards - 282, Dexter McCluster, at Mississippi, 11/14/09 (25 attempts)

A QB Rushed for 100 yards - 249, TaQuon Marshall vs. Georgia Tech, 9/4/17

Passed for 300 yards - 416, Kyle Shurmur, at Vanderbilt, 11/26/16

Passed for 400 yards - 416, Kyle Shurmur, at Vanderbilt, 11/26/16

Passed for 500 yards - Never

Had 100 yards receiving - 102, Emanuel Hall at Missouri, 11/11/17

Had 150 yards receiving - 184, Trent Sherfield at Vanderbilt, 11/26/16

Had 200 yards receiving - 233, Pharoah Cooper at South Carolina, 11/1/14

Returned a kickoff for TD - 90, Corey Grant, vs. Auburn, 11/9/13

Returned a kickoff 100 yards - Brandon Boykin, vs. Georgia, 10/10/09

Returned a punt for TD - 79, Eddie Jackson, vs. Alabama, 10/15/16

Returned a blocked punt for TD - 17, Sean Westgate, at UCLA, 9/1/08

Returned an INT for TD - 16, CJ Henderson at Florida, 9/16/17

Returned a fumble for TD - 77, Cory Johnson at Kentucky (10/31/15)

Returned an extra point for score - Quinton Reese, Auburn (SEC Championship), 12/6/97 (yardage not recorded)

Returned a punt at least 75 yards - 79, Eddie Jackson, vs. Alabama, 10/15/16 (TD)

Rushed for three TDs - 3, Benny Snell at Kentucky, 10/28/17

Rushed for four TDs - 4, Dexter McCluster, at Mississippi, 11/14/09

Rushed for five TDs - 5, TaQuon Marshall, vs. Georgia Tech, 9/4/17

Threw four TD passes - 4, Drew Lock, 11/11/17

Caught three TD passes - 3, Josh Reed, at LSU, 9/30/00 (overtime)

Made four FGs - 4, Louie Zervos, Ohio, 9/17/16

Had an 80-yard run - 85, Bo Scarbrough vs. Alabama, 10/15/16

Had an 80-yard completion - 85, Dylan Thompson to Pharoah Cooper at South Carolina (TD), 11/1/14

Recorded three sacks - 5, Alex Brown, at Florida, 9/18/99

Intercepted two passes - 2, Jamarcus King, at South Carolina, 10/29/16

Made a 50-yard FG - 54, Austin MacGinnis, Kentucky, 11/15/14

TEAM

Shut out Tennessee - 41-0, vs. Georgia, 9/30/17

Shut out Tennessee in consecutive games - at Kentucky and vs. Vanderbilt, 11/19-26/59 (Scores: 20-0, 14-0)

Rushed for more than 300 yards - 433, at Missouri, 11/11/17

Rushed for more than 400 yards - 433, at Missouri, 11/11/17

Rushed for more than 500 yards - 535, vs. Georgia Tech, 9/4/17

Passed for more than 300 yards - 416, at Vanderbilt, 11/26/16

Had more than 600 yards total offense - 659, at Missouri, 11/11/17 (433 rush, 226 pass)

Scored 50 points - 50, at Missouri, 11/11/17, (Score: Missouri 50-17)

Scored 60 points - 62, Florida, 11/16/95 (Score: Florida 62-37)

Scored 70 points - 70, Trinity (present-day Duke), 11/4/1893 (Score: Trinity 70-0)

Failed to rush for 100 yards - 61, vs. Nebraska, 12/30/16 (28 att.)

Failed to pass for 100 yards - 81, vs. LSU 11/18/17 (11-of-15)

Held Tennessee to fewer than 100 yards rushing - 55, vs. Vanderbilt, 11/25/17 (21 carries)

Held Tennessee to fewer than 100 yards passing - 44, at Alabama 10/21/17 (9-of-16, 1 int.)

Held Tennessee to fewer than 100 yards total offense - 59, vs. Alabama, 10/18/80

Held Tennessee without TD - vs. South Carolina, 10/14/17 (Score: South Carolina, 15-9)

Scored a safety - Montana, 9/4/11 (Tauren Poole tackled in end zone)

Blocked a punt - vs. Georgia, 9/30/17 (D'Andre Walker)

Returned a blocked punt for TD - 17, at UCLA, 9/1/08 (Sean Westgate)

Blocked a FG - vs. Vanderbilt, 11/23/13 (blocked by Adam Butler)

Blocked two FGs - at Alabama, 10/24/09 (Terrence Cody blocked both)

Returned punt and kickoff for TD in same game - Auburn, 11/9/13 (Chris Davis 85-yard punt return; Corey Grant 90-yard kickoff return)

Faked a punt - North Texas, 11/14/15 (Keena pass 4 to Tucker, unsuccessful)

Successfully faked a punt for first down - Florida, 9/18/10 (Omarius Hines 36 run)

Failed 2-pt conversion - vs. Georgia Tech, 9/4/17 (T. Marshall failed pass attempt)

Scored 2-pt conversion - at Kentucky, 10/28/17 (Stephen Johnson pass to Benny Snell)

Attempted an onside kick - 3 vs. Iowa, 1/2/15 (all recovered by Todd Kelly Jr.)

Recovered a successful onside kick - at Mississippi State, 10/13/12

Two players with 100 yards rushing - at Missouri, I. Witter (216), L. Rountree (155), 11/11/17

Three players with 100 yards rushing - Mississippi, P. Hofer (119), J. Reed (115), M. Sweet (103), 11/15/75

Two players with 100 yards passing - Troy, Corey Robinson (393) and Deon Anthony (103), 11/3/12

Two players with 100 yards receiving - Vanderbilt, Trent Sherfield (184) and Caleb Scott (117), 11/26/16

Won OT game - at Texas A&M, 10/8/16 (Score: TAMU 45-38 2OT)

Lost OT game - vs. Georgia Tech, 9/4/17 (Score: UT 42-41, 2OT)

Beat a ranked Tennessee team - at Florida, 9/16/17 (Score: #24 UF 26, #23 UT 20)

Beat a Tennessee team ranked in the top 15 - vs. Alabama, 10/15/16 (Score: #1 UA 49, #9 UT 10)

Beat a Tennessee team ranked in the top five - Florida, 9/17/05 (Score: Florida 16, #4 UT 7)

GAME RECAPS



GAME 1

#25/24 Tennessee 42
Georgia Tech 41 2OT

Sept. 4 | Mercedes-Benz Stadium | Atlanta, Ga. | 8:05 p.m. | Attendance: 75,107

- Tennessee rallied back from 14-point deficit to take a thrilling 42-41 double-overtime win over Georgia Tech in the Chick-fil-A Kickoff Game at Mercedes-Benz Stadium.
- UT went into overtime for the second-consecutive season opener. Kelly punched in a touchdown from one yard out in the first overtime to match a one-yard touchdown run by Georgia Tech quarterback TaQuon Marshall and keep the game timed at 35-35. In the second overtime, Kelly punched in a score from two yards out to put the Vols up 42-35. Georgia Tech found the end zone with a 13-yard run by Marshall on its ensuing possession and decided to go for a two-point conversion. The UT defense came up with a huge stop to seal the 42-41 victory. UT redshirt sophomore defensive end Darrell Taylor forced an incomplete pass by Marshall on the conversion attempt.
- Making his first career start at quarterback, junior Quinten Dormady helped lead a second-half surge and completed 20 of 37 passes for 221 yards and two scores. He also had two rushes for 13 yards. Dormady was outstanding in the second half and overtime, going 12-for-17 169 yards and two touchdowns.
- Junior running back John Kelly led UT's ground attack, gaining 128 yards and four scores on 19 carries. His four rushing scores tied for the second-most in a game in UT history and the most by a Vol since James Stewart rushed for four scores at Georgia in 1994. Kelly also caught five passes for 35 yards.
- Sophomore receiver Marquez Callaway enjoyed a breakout game, catching four passes for 115 yards and two touchdowns. His 10-yard touchdown reception with 42 seconds left in the third quarter drew the Vols to within 21-14. With 11:49 on the clock in the fourth quarter, Callaway sprinted down the left sideline for a 50-yard touchdown catch.
- With 4:50 left in the game, redshirt junior defensive back Rashaan Gauden forced a fumble that was recovered by junior safety Micah Abernathy at Tennessee's seven-yard line. The Vols then marched 93 yards down the field using a 40-yard catch by Callaway and two runs by Kelly for 27 yards and a touchdown to tie the game, 28-28.
- Redshirt senior defensive tackle Paul Bain blocked a 36-yard field goal attempt by Shawn Davis with time expiring to send the game into overtime.

| | 1 | 2 | 3 | 4 | OT1 | OT2 | Final | Record |
|--------------|---|---|---|----|-----|-----|-------|--------|
| Tennessee | 0 | 7 | 7 | 14 | 7 | 7 | 42 | (1-0) |
| Georgia Tech | 7 | 7 | 7 | 7 | 7 | 6 | 41 | (0-1) |

SCORING SUMMARY

1st Quarter

00:06 GT - Marshall, T. 1 yd run (Davis, S. kick), 12-86 6:51

UT 0 - GT 7

2nd Quarter

08:11 UT - John Kelly 1 yd run (Aaron Medley kick), 8-46 2:30

UT 7 - GT 7

01:11 GT - Benson, K. 1 yd run (Davis, S. kick), 16-75 7:00

UT 7 - GT 14

3rd Quarter

09:19 GT - Marshall, T. 1 yd run (Davis, S. kick), 11-80 5:36

UT 7 - GT 21

00:42 UT - Marquez Callaway 10 yd pass from Quinten Dormady (Aaron Medley kick), 7-70 2:32

UT 14 - GT 21

4th Quarter

13:08 GT - Marshall, T. 6 yd run (Davis, S. kick), 7-75 2:34

UT 14 - GT 28

11:49 UT - Marquez Callaway 50 yd pass from Quinten Dormady (Aaron Medley kick), 5-61 1:15

UT 21 - GT 28

01:29 UT - John Kelly 11 yd run (Aaron Medley kick), 7-93 3:21

UT 28 - GT 28

1st Overtime

GT - Marshall, T. 1 yd run (Davis, S. kick), 5-25 0:00 UT 28 - GT 35

UT - John Kelly 1 yd run (Aaron Medley kick), 3-25 0:00

UT 35 - GT 35

2nd Overtime

UT - John Kelly 2 yd run (Aaron Medley kick), 3-25 0:00

UT 42 - GT 35

GT - Marshall, T. 13 yd run (Marshall, T. pass failed), 4-25 0:00

UT 42 - GT 41

SCORE

UT

42

GT

41

FIRST DOWNS

18

33

RUSHES-YARDS (NET)

22-148

86-535

PASSING YDS (NET)

221

120

Passes Att-Comp-Int

37-20-0

10-5-0

TOTAL OFFENSE PLAYS-YARDS

59-369

96-655

Fumble Returns-Yards

0-0

0-0

Punt Returns-Yards

0-0

2-7

Kickoff Returns-Yards

4-109

2-30

Interception Returns-Yards

0-0

0-0

Punts (Number-Avg)

6-47.0

3-46.0

Fumbles-Lost

0-0

3-2

Penalties-Yards

2-20

4-37

Possession Time

18:33

41:27

Third-Down Conversions

5 of 12

13 of 18

Fourth-Down Conversions

0 of 1

0 of 0

Red-Zone Scores-Chances

5-5

6-7

Sacks By: Number-Yards

0-0

0-0

RUSHING: Tennessee-John Kelly 19-128; Quinten Dormady 2-13; Ty Chandler 1-7. Georgia Tech-Marshall, T. 44-249; Benson, K. 26-124; Cottrell, N. 6-79; Green, J. 1-36; Searcy, Q. 6-34; Weimerskirch, Q. 2-10; Jordan, M. 1-3.

PASSING: Tennessee-Quinten Dormady 20-37-0-221. Georgia Tech-Marshall, T. 5-9-0-120; Jordan, M. 0-1-0-0.

RECEIVING: Tennessee-John Kelly 5-35; Marquez Callaway 4-115; Ethan Wolf 4-33; Jauan Jennings 3-17; Brandon Johnson 3-14; Josh Palmer 1-7. Georgia Tech-Jeune, R. 2-55; Stewart, B. 2-23; Searcy, Q. 1-42.

125

TENNESSEE FOOTBALL 2018 MEDIA GUIDE



GAME 2
#25/21 Tennessee 42
Indiana State 7

Sept. 9 | Neyland Stadium | Knoxville, Tenn. | 4:01 p.m. | Attendance: 99,015

- Tennessee opened the game with a bang as true freshman running back Ty Chandler returned the opening kickoff 91 yards for a score, giving the Vols a quick, 7-0 lead. Chandler's 91-yard touchdown run marked the first time a Vol had returned the game's opening kickoff for a score since Evan Berry had a 96-yard return against Arkansas on Oct. 3, 2015. Chandler is the first UT true freshman with a kickoff return touchdown since Leonard Scott took one 100 yards against Georgia in 1999. Chandler's score marked the 11th kick or punt return for a touchdown in the Butch Jones era.
- UT junior quarterback Quinten Dormady connected on 13 of 18 passes for 194 yards and two touchdowns. Junior running back John Kelly racked up 140 yards of total offense, rushing for 80 yards on 18 carries and totaling 60 receiving yards on five catches. Sophomore running back Carlin Fils-Aime rushed for 41 yards and two touchdowns on three carries.
- UT sophomore quarterback Jarrett Guarantano made his collegiate debut, going 4-for-12 for 41 yards and one touchdown.
- The Vols' defense limited Indiana State to just 215 yards of total offense and the Sycamores were 0-of-11 on third-down conversion attempts.
- Tennessee led 28-0 at the half. After Chandler's 91-yard score on the opening kickoff, Fils-aime rushed for a four-yard score and a 30-yard score. Dormady capped UT's first-half scoring with a 19-yard touchdown pass to Brandon Johnson, marking the first touchdown of the sophomore wideout's career.
- Indiana State scored its lone touchdown at the 10:07 mark of the third quarter as Cade Sparks conected with tight end Jacquet McClendon for a 19-yard touchdown.
- UT added a pair of second-half scores. Dormady found sophomore Marquez Callaway for 37-yard touchdown with 2:12 left in the third. Guarantano hit redshirt junior Jeff George in the end zone for an 11-yard score with 56 seconds left in the game.
- Freshman defensive end Deandre Johnson logged Tennessee's first sack of the year in the fourth quarter when he brought down ISU's Isaac Harker on a 10-yard strip sack.

| | 1 | 2 | 3 | 4 | Final | Record |
|---------------|----|----|---|---|-------|--------|
| Indiana State | 0 | 0 | 7 | 0 | 7 | (0-2) |
| Tennessee | 14 | 14 | 7 | 7 | 42 | (2-0) |

SCORING SUMMARY

1st Quarter
14:46 UT - Ty Chandler 91 yd kickoff return (Aaron Medley kick) INS 0 - UT 7
02:49 UT - Carlin Fils-Aime 4 yd run (Aaron Medley kick), 11-81 4:57 INS 0 - UT 14

2nd Quarter
09:03 UT - Carlin Fils-Aime 30 yd run (Aaron Medley kick), 5-60 1:37 INS 0 - UT 21
00:53 UT - Brandon Johnson 19 yd pass from Quinten Dormady (Aaron Medley kick), 4-36 0:48, INS 0 - UT 28

3rd Quarter
10:07 INS - McClendon, J. 23 yd pass from Sparks, C. (Nunez, J. kick), 4-33 1:55, INS 7 - UT 28
02:12 UT - Marquez Callaway 37 yd pass from Quinten Dormady (Aaron Medley kick), 4-50 1:44, INS 7 - UT 35

4th Quarter
00:56 UT - Jeff George 11 yd pass from Jarrett Guarantano (Aaron Medley kick), 12-66 5:15, INS 7 - UT 42

| | INS | UT |
|----------------------------|----------|-----------|
| SCORE | 7 | 42 |
| FIRST DOWNS | 13 | 24 |
| RUSHES-YARDS (NET) | 38-122 | 37-160 |
| PASSING YDS (NET) | 93 | 235 |
| Passes Att-Comp-Int | 19-9-0 | 30-17-1 |
| TOTAL OFFENSE PLAYS-YARDS | 57-215 | 67-395 |
| Fumble Returns-Yards | 0-0 | 0-0 |
| Punt Returns-Yards | 1-8 | 4-53 |
| Kickoff Returns-Yards | 2-40 | 2-104 |
| Interception Returns-Yards | 1-4 | 0-0 |
| Punts (Number-Avg) | 8-44.8 | 4-47.8 |
| Fumbles-Lost | 1-0 | 2-1 |
| Penalties-Yards | 5-45 | 6-53 |
| Possession Time | 30:53 | 29:07 |
| Third-Down Conversions | 0 of 11 | 7 of 13 |
| Fourth-Down Conversions | 1 of 2 | 0 of 0 |
| Red-Zone Scores-Chances | 0-0 | 3-4 |
| Sacks By: Number-Yards | 1-7 | 1-10 |

RUSHING: Indiana State-Booker, L. 15-76; Keys, J. 10-30; Pugh, B. 5-24; Sparks, C. 2-3; Morgan, R. 2-3; McClendon, J. 1-2; McCoy, T. 2-minus 6; Harker, I. 1-minus 10. **Tennessee**-John Kelly 18-80; Carlin Fils-Aime 3-41; Tim Jordan 4-22; Ty Chandler 4-14; Trey Coleman 4-9; Jarrett Guarantano 2-6; Quinten Dormady 2-minus 12.

PASSING: Indiana State-Sparks, C. 8-17-0-70; Harker, I. 1-2-0-23. **Tennessee**-Quinten Dormady 13-18-1-194; Jarrett Guarantano 4-12-0-41.

RECEIVING: Indiana State-McClendon, J. 6-63; Keys, J. 1-13; Booker, L. 1-10; Thomas, M. 1-7. **Tennessee**-John Kelly 5-60; Brandon Johnson 4-50; Jeff George 2-28; Marquez Callaway 1-37; Josh Palmer 1-18; Eli Wolf 1-17; Jakob Johnson 1-13; Tim Jordan 1-9; Trey Coleman 1-3.



GAME 3

#23 Tennessee 20
#24/25 Florida 26



Sept. 16 | Ben Hill Griffin Stadium | Gainesville, Fla. | 3:40 p.m. | Attendance: 87,736

- Down 10 points with 5:13 remaining in the fourth quarter, Tennessee rallied with a 28-yard touchdown pass from Quinten Dormady to Ethan Wolf and a 27-yard field goal by Aaron Medley to tie the game at 20-20 with 50 seconds remaining. Florida quarterback Feleipe Franks threw a 63-yard touchdown pass to Tyrie Cleveland with time expiring to give the Gators a 26-20 win.
- Tennessee junior running back John Kelly led Tennessee's comeback charge, finishing with 19 carries for 141 yards and one touchdown and six receptions for 96 yards. Kelly shined in the second half, rushing 11 times for 96 yards and score and making four catches for 84 yards in the game's final 30 minutes.
- The Vols trailed at halftime, 6-3. Tennessee's defense forced three turnovers in the second half to help the Vols rally late.
- On Florida's first possession of the second half, UT sophomore safety Nigel Warrior forced a fumble by UF running back Lamical Perine and redshirt sophomore defensive end Darrell Taylor recovered the ball at Florida's 49-yard line.
- With 10:45 left in the fourth quarter, senior cornerback Justin Martin chased down Florida running back Malik Davis after a 72-yard run and punched the ball out before Davis entered the end zone. The play resulted in a touchback and possession for the Vols as the ball rolled out of the back of the end zone.
- With the Vols down, 20-17, redshirt junior defensive back Rashaan Gauden intercepted a pass by Feleipe Franks at the UF 40-yard line with 3:57 left in the game. Tennessee's offense marched 31 yards in eight plays and tied the game with a 27-yard field goal by Aaron Medley.
- UT junior quarterback Quinten Dormady finished 21-for-39 for 259 yards, one touchdown and three interceptions.
- Gauden led the Vols defense with 10 tackles (five solo). Jonathan Kongbo, Quart'e Sapp and Micah Abernathy had seven tackles each in the loss.
- Taylor and senior linebacker Colton Jumper each recorded the first sacks of their careers in the first half. Jumper's sack was the first by a Tennessee linebacker since Darrin Kirkland Jr.'s sack against Virginia Tech on Sept. 10, 2016.

| | 1 | 2 | 3 | 4 | Final | Record |
|-----------|---|---|---|----|-------|------------|
| Tennessee | 0 | 3 | 0 | 17 | 20 | (2-1, 0-1) |
| Florida | 3 | 3 | 0 | 20 | 26 | (1-1, 1-0) |

SCORING SUMMARY

1st Quarter

07:39 UF - Pineiro,E. 27 yd field goal, 15-65 7:21 UT 0 - UF 3

2nd Quarter

08:11 UF - Pineiro,E. 41 yd field goal, 7-32 3:46 UT 0 - UF 6

02:58 UT - Brent Cimaglia 51 yd field goal, 12-42 5:13 UT 3 - UF 6

3rd Quarter

--

4th Quarter

14:23 UF - Henderson,C. 16 yd interception return (Pineiro,E. kick) UT 3 - UF 13

08:36 UT - John Kelly 34 yd run (Aaron Medley kick), 5-80 2:09 UT 10 - UF 13

05:13 UF - Powell,B. 5 yd pass from Franks,F. (Pineiro,E. kick), 7-44 3:23 UT 10 - UF 20

04:43 UT - Ethan Wolf 28 yd pass from Quinten Dormady (Aaron Medley kick), 2-75 0:30 UT 17 - UF 20

00:50 UT - Aaron Medley 27 yd field goal, 8-31 3:07 UT 20 - UF 20

00:00 UF - Cleveland,T. 63 yd pass from Franks,F., 4-75 0:50 UT 20 - UF 26

| | UT | UF |
|----------------------------|---------|---------|
| SCORE | 7 | 42 |
| FIRST DOWNS | 23 | 14 |
| RUSHES-YARDS (NET) | 33-183 | 29-168 |
| PASSING YDS (NET) | 259 | 212 |
| Passes Att-Comp-Int | 39-21-3 | 28-18-1 |
| TOTAL OFFENSE PLAYS-YARDS | 72-442 | 57-380 |
| Fumble Returns-Yards | 0-0 | 0-0 |
| Punt Returns-Yards | 1-29 | 2-14 |
| Kickoff Returns-Yards | 0-0 | 2-63 |
| Interception Returns-Yards | 1-0 | 3-20 |
| Punts (Number-Avg) | 3-45.0 | 5-44.8 |
| Fumbles-Lost | 0-0 | 2-2 |
| Penalties-Yards | 7-54 | 8-38 |
| Possession Time | 32:45 | 27:15 |
| Third-Down Conversions | 6 of 16 | 7 of 14 |
| Fourth-Down Conversions | 0 of 0 | 0 of 0 |
| Red-Zone Scores-Chances | 1-3 | 2-2 |
| Sacks By: Number-Yards | 2-24 | 1-6 |

RUSHING: Tennessee- John Kelly 19-141; Ty Chandler 7-30; Carlin Fils-Aime 3-11; Quinten Dormady 4-1. Florida-Davis,M. 4-94; Perine,L. 11-55; Thompson,M. 7-30; Toney,K. 1-5; Franks,F. 6-minus 16.

PASSING: Tennessee-Quinten Dormady 21-39-3-259. Florida-Franks,F. 18-28-1-212.

RECEIVING: Tennessee- John Kelly 6-96; Brandon Johnson 4-18; Marquez Callaway 3-46; Ethan Wolf 3-37; Ty Chandler 2-31; Josh Palmer 1-11; Austin Pope 1-10; Josh Smith 1-10.

Florida-Cleveland,T. 5-93; Toney,K. 4-40; Powell,B. 3-40; Hammond,J. 3-22; Stephens,M. 1-10; Thompson,M. 1-4; Lewis,C. 1-3.



GAME 4 Massachusetts 13 Tennessee 17

Sept. 23 | Neyland Stadium | Knoxville, Tenn. | 12:01 p.m. | Attendance: 95,324

- Tennessee junior running back John Kelly rushed for 101 yards and junior quarterback Quinten Dormady threw for 187 yards as Tennessee held on to defeat UMass, 17-13.
- The Vols got on the board first when Kelly scored his sixth touchdown of the season with a 12-yard run, which was set up by a 66-yard pass—Tennessee's longest play from scrimmage this season—from Dormady to sophomore receiver Brandon Johnson. Kelly's score gave the Vols a 7-0 lead in the second quarter.
- UMass responded in the second quarter, pulling to within 7-6 when quarterback Ross Comis ran it in from five yards out to cap a five-play, 75-yard drive. The Minutemen missed the ensuing PAT to keep the Vols on top.
- With 25 seconds remaining in the first half, Dormady hit sophomore receiver Tyler Byrd for an eight-yard touchdown pass in the back corner of the end zone, giving the Vols a 14-6 halftime lead.
- After an Aaron Medley 40-yard field goal midway through the third quarter, UMass took its second drive of the second half 75 yards down the field, finishing with a 13-yard touchdown pass from Andrew Ford to Sadiq Palmer to cut the Vols lead to 17-13.
- Kelly, who rushed for 80 yards in the first half, recorded his third 100-yard rushing game of the season with 101 yards and one touchdown on 25 carries.
- Dormady finished 17-for-27 for 187 yards and one touchdown to earn his third win as UT's starting quarterback.
- Johnson posted career highs with seven receptions for 123 yards.
- Tennessee's defense buckled down and held on to preserve the Vols' perfect home record, holding the Minutemen to just 281 yards of total offense. UMass finished 3-for-14 on third-down conversion attempts and failed to convert on fourth-down.
- Tennessee also had seven sacks, 12 TFLs and broke up six passes. The Vols' seven sacks were their most since recording seven against Vanderbilt on Nov. 22, 2008. UT's top tackler on the day was Quart'e Sapp, who recorded nine stops. Linebacker Colton Jumper logged 3.5 TFLs, including 2.5 sacks.
- Redshirt senior punter Trevor Daniel finished the game with eight punts for 391 yards, marking his best average in four games this season (48.9 average). In the first quarter, he kicked a 56-yard punt that pinned UMass at its own 3. His next punt for 53 yards pinned the Minutemen at their own 2.

| | 1 | 2 | 3 | 4 | Final | Record |
|---------------|---|----|---|---|-------|--------|
| Massachusetts | 0 | 6 | 7 | 0 | 13 | (0-5) |
| Tennessee | 0 | 14 | 3 | 0 | 17 | (3-1) |

SCORING SUMMARY

1st Quarter

--

2nd Quarter

04:33 UT - John Kelly 12 yd run (Aaron Medley kick), 4-80 1:44 UMass 0 - UT 7
 02:57 UMass - Ross Comis 5 yd run UMass 6 - UT 7
 (Michael Schreiner kick failed), 5-75 1:36
 00:25 UT - Tyler Byrd 8 yd pass from Quinten Dormady UMass 6 - UT 14
 (Aaron Medley kick), 9-75 2:32

3rd Quarter

07:32 UT - Aaron Medley 40 yd field goal, 6-18 1:31 UMass 6 - UT 17
 02:51 UMass - Sadiq Palmer 13 yd pass from Andrew Ford UMass 13, UT 17
 (Logan Laurent kick), 10-75 4:41

4th Quarter

--

| | UMASS | UT |
|----------------------------|---------|---------|
| SCORE | 7 | 42 |
| FIRST DOWNS | 14 | 18 |
| RUSHES-YARDS (NET) | 37-144 | 39-135 |
| PASSING YDS (NET) | 137 | 184 |
| Passes Att-Comp-Int | 22-13-0 | 32-19-0 |
| TOTAL OFFENSE PLAYS-YARDS | 59-281 | 71-319 |
| Fumble Returns-Yards | 0-0 | 0-0 |
| Punt Returns-Yards | 3-17 | 3-27 |
| Kickoff Returns-Yards | 0-0 | 1-10 |
| Interception Returns-Yards | 0-0 | 0-0 |
| Punts (Number-Avg) | 10-40.4 | 8-48.9 |
| Fumbles-Lost | 1-0 | 2-1 |
| Penalties-Yards | 7-43 | 5-51 |
| Possession Time | 30:28 | 29:32 |
| Third-Down Conversions | 3 of 14 | 7 of 18 |
| Fourth-Down Conversions | 0 of 1 | 0 of 0 |
| Red-Zone Scores-Chances | 2-2 | 2-3 |
| Sacks By: Number-Yards | 0-0 | 7-32 |

RUSHING: UMass-Marquis Young 14-76; Bilal Ally 10-49; Andy Isabella 2-44; TEAM 1-minus 2; Ross Comis 5-minus 5; Andrew Ford 5-minus 18. **Tennessee**-John Kelly 25-101; Tyler Byrd 1-15; Ty Chandler 5-13; Carlin Fils-Aime 2-6; Jarrett Guarantano 3-4; Quinten Dormady 1-2; TEAM 2-minus 6.

PASSING: UMass-Andrew Ford 11-17-0-129; Ross Comis 2-5-0-8. **Tennessee**-Quinten Dormady 17-27-0-187; Jarrett Guarantano 2-5-0-minus 3.

RECEIVING: UMass-Andy Isabella 3-46; Sadiq Palmer 3-43; Marquis Young 2-20; Jacoby Herring 1-14; Jyvon Brown 1-7; Travis Reynolds 1-5; Jessie Britt 1-3; Kyle Horn 1-minus 1. **Tennessee**-Brandon Johnson 7-123; Tyler Byrd 2-21; Ethan Wolf 2-17; Josh Smith 2-10; John Kelly 2-minus 9; Ty Chandler 1-11; Josh Palmer 1-6; Jeff George 1-6; Austin Pope 1-minus 1.



GAME 5

#7/8 Georgia

Tennessee

41
0

GENERAL

STAFF

PLAYERS

REVIEW

HISTORY

HONORS

VOLMANAC

RECORDS



Sept. 30 | Neyland Stadium | Knoxville, Tenn. | 3:39 p.m. | Attendance: 102,455

- Tennessee committed four costly turnovers and Georgia rumbled for 294 rushing yards as the Vols fell to the Bulldogs, 41-0, before a sold-out crowd at Neyland Stadium.
- Tennessee junior running back John Kelly led the Vols offensively with 44 rushing yards on 16 carries and 47 receiving yards on four catches. Georgia limited UT to just 142 yards of offense and seven first downs.
- On the first play from scrimmage, Georgia DB Tyrique McGhee intercepted a pass from Quinten Dormady near the right sideline. The UT defense held UGA to a 38-yard field goal by Rodrigo Blankenship.
- Georgia's lead grew to 10-0 with 6:10 left in the first quarter when Jake Fromm hit Javon Wims for a 12-yard touchdown pass.
- Fromm ran for a pair of touchdowns in the second quarter to give UGA a 24-0 advantage at halftime.
- UT's best offensive play of the day came in the third quarter but ended in a turnover. Dormady found Kelly for a short pass that Kelly took 44 yards down the field, fighting through tacklers before he fumbled at the UGA 33.
- Georgia running back Sony Michel ran for a 21-yard touchdown with 1:04 left in the third. In the fourth quarter, Brian Herrian punched in a one-yard touchdown and backup UGA kicker David Martin booted a 19-yard field goal.
- Tennessee's lead in its all-time series against Georgia is now 23-22-2. The loss was UT's first against Georgia since 2014 when the Bulldogs edged the Vols, 35-32 in Athens, Ga.
- With 14:57 on the clock in the second quarter, Justin Martin intercepted a pass from Fromm at the UGA 27. The pick was the first of Martin's career and the second of the season for the Vols.
- Quart'e Sapp led Tennessee with 10 tackles in the loss. Kendal Vickers and Colton Jumper each recorded one sack.

| | 1 | 2 | 3 | 4 | Final | Record |
|-----------|----|----|---|----|-------|------------|
| Georgia | 10 | 14 | 7 | 10 | 41 | (5-0, 2-0) |
| Tennessee | 0 | 0 | 0 | 0 | 0 | (3-2, 0-2) |

SCORING SUMMARY

1st Quarter

13:37 UGA - Blankenship, R. 38 yd field goal, 4-7 1:19 UGA 3 - UT 0
06:10 UGA - Wims, J. 12 yd pass from Fromm, J. UGA 10 - UT 0
(Blankenship, R. kick) 7-54 2:41

2nd Quarter

07:13 UGA - Fromm, J. 9 yd run UGA 17 - UT 0
(Blankenship, R. kick), 11-87 3:39
04:14 UGA - Fromm, J. 4 yd run UGA 24 - UT 0
(Blankenship, R. kick), 5-26 2:46

3rd Quarter

01:04 UGA - Michel, S. 21 yd run UGA 31 - UT 0
(Blankenship, R. kick), 6-55 3:04

4th Quarter

12:00 UGA - Herrian, B. 1 yd run UGA 38 - UT 0
(Blankenship, R. kick), 6-26 2:41
05:34 UGA - Marvin, D. 19 yd field goal, 6-37 3:13 UGA 41 - UT 0

| | UGA | UT |
|----------------------------|---------|---------|
| SCORE | 41 | 0 |
| FIRST DOWNS | 20 | 7 |
| RUSHES-YARDS (NET) | 55-294 | 29-62 |
| PASSING YDS (NET) | 84 | 80 |
| Passes Att-Comp-Int | 17-7-1 | 23-11-2 |
| TOTAL OFFENSE PLAYS-YARDS | 72-378 | 52-142 |
| Fumble Returns-Yards | 0-0 | 0-0 |
| Punt Returns-Yards | 5-49 | 0-0 |
| Kickoff Returns-Yards | 0-0 | 3-60 |
| Interception Returns-Yards | 2-34 | 1-0 |
| Punts (Number-Avg) | 5-35.2 | 9-41.4 |
| Fumbles-Lost | 3-0 | 2-2 |
| Penalties-Yards | 6-65 | 5-26 |
| Possession Time | 34:59 | 25:01 |
| Third-Down Conversions | 9 of 16 | 1 of 12 |
| Fourth-Down Conversions | 0 of 0 | 0 of 1 |
| Red-Zone Scores-Chances | 6-6 | 0-0 |
| Sacks By: Number-Yards | 3-17 | 2-13 |

RUSHING: Georgia-Chubb, N. 16-109; Michel, S. 11-64; Holyfield, E. 7-51; Swift, D. 5-36; Herrian, B. 6-20; Fromm, J. 7-20; Hardman, M. 1-minus 2; TEAM 2-minus 4. **Tennessee**-John Kelly 16-44; Carlin Fils-Aime 3-16; Ty Chandler 2-7; Tim Jordan 1-7; Jarrett Guarantano 5-minus 4; TEAM 1-minus 4; Quinten Dormady 1-minus 4.

PASSING: Georgia-Fromm, J. 7-15-1-84; Eason, J. 0-1-0-0; Swift, D. 0-1-0-0. **Tennessee**-Quinten Dormady 5-16-2-64; Jarrett Guarantano 6-7-0-16.

RECEIVING: Georgia-Wims, J. 3-33; Godwin, T. 2-43; Swift, D. 1-5; Nauta, I. 1-3. **Tennessee**-John Kelly 4-47; Ty Chandler 3-15; Josh Palmer 1-9; Jeff George 1-7; Ethan Wolf 1-3; Tim Jordan 1-minus 1.



GAME 6

South Carolina

Tennessee

15

9

Oct. 14 | Neyland Stadium | Knoxville, Tenn. | 12:02 p.m. | Attendance: 98,104

- Despite a strong showing from its defense and a late fourth-quarter drive with a chance to win the game with time expiring, Tennessee came up short in a 15-9 loss to South Carolina at Neyland Stadium.
- Making his first career start, redshirt freshman quarterback Jarrett Guarantano finished 11-for-18 for 133 yards and rushed 17 times for -2 yards. Junior running back John Kelly gained 58 yards on 16 carries and also had two catches for 21 yards. Sophomore receiver Brandon Johnson caught three passes for 54 yards.
- The Vols enjoyed a fast start, racking up 133 yards of total offense in the first quarter, which was UT's most in a first quarter since posting 167 yards against Kentucky on Nov. 12, 2016.
- Tennessee had a 6-0 lead after the opening quarter as freshman placekicker Brent Cimaglia made field goals from 29 yards and 33 yards.
- After South Carolina kicker Parker White made a 47-yard field goal with 10:31 left in the second quarter, Cimaglia hit a 24-yarder with 33 seconds left in the half to push UT's lead to 9-3 at the break. Tennessee had 178 yards of total offense in the first half, including 124 rushing yards, which was the most by UT in a first half this season.
- The Gamecocks knotted the game at 9-9 with 1:02 left in the third quarter when A.J. Turner ran for a 20-yard touchdown. South Carolina did not convert the extra point as holder Danny Gordon mishandled the snap and threw the ball away with pressure bearing down on him.
- White made a 21-yard field goal with 5:17 left in the game to give South Carolina the lead and followed with a 36-yarder with 1:13 remaining to push the Gamecocks' lead to 15-9.
- Guarantano and the Tennessee offense took over with 1:13 remaining and drove the ball 73 yards down the field on a drive highlighted by a 39-yard pass to Brandon Johnson that put UT on the SC 22 and a defensive pass interference call in the left corner of the end zone that set up 1st-and-goal from the SC 2 with seconds remaining. With one second left, Guarantano zipped a pass that went through Johnson's hands in the right side of the end zone.

| | 1 | 2 | 3 | 4 | Final | Record |
|----------------|---|---|---|---|-------|-----------|
| South Carolina | 0 | 3 | 6 | 6 | 15 | (5-2,3-2) |
| Tennessee | 6 | 3 | 0 | 0 | 9 | (3-3,0-3) |

SCORING SUMMARY

1st Quarter

10:26 UT - Brent Cimaglia 29 yd field goal, 7-46 3:33

01:36 UT - Brent Cimaglia 33 yd field goal, 14-80 6:32

SC 0 - UT 3

SC 0 - UT 6

2nd Quarter

10:31 SC - White, P. 47 yd field goal, 6-30 3:06

00:33 UT - Brent Cimaglia 24 yd field goal, 11-51 4:41

SC 3 - UT 6

SC 3 - UT 9

3rd Quarter

01:02 SC - Turner, A. 20 yd run (TEAM kick failed), 12-95 6:28

SC 9 - UT 9

4th Quarter

05:17 SC - White, P. 21 yd field goal, 16-72 9:10

01:13 SC - White, P. 36 yd field goal, 8-28 3:12

SC 12 - UT 9

SC 15 - UT 9

| | | |
|----------------------------|---------|---------|
| | SC | UT |
| SCORE | 15 | 9 |
| FIRST DOWNS | 19 | 16 |
| RUSHES-YARDS (NET) | 40-194 | 39-120 |
| PASSING YDS (NET) | 129 | 133 |
| Passes Att-Comp-Int | 24-15-0 | 19-11-0 |
| TOTAL OFFENSE PLAYS-YARDS | 64-323 | 58-253 |
| Fumble Returns-Yards | 0-0 | 0-0 |
| Punt Returns-Yards | 4-49 | 1-10 |
| Kickoff Returns-Yards | 1-24 | 1-21 |
| Interception Returns-Yards | 0-0 | 0-0 |
| Punts (Number-Avg) | 4-40.0 | 6-52.3 |
| Fumbles-Lost | 0-0 | 2-0 |
| Penalties-Yards | 8-59 | 7-40 |
| Possession Time | 32:42 | 27:18 |
| Third-Down Conversions | 5 of 13 | 3 of 13 |
| Fourth-Down Conversions | 0 of 1 | 0 of 0 |
| Red-Zone Scores-Chances | 3-3 | 3-4 |
| Sacks By: Number-Yards | 7-46 | 1-6 |

RUSHING: South Carolina-Turner, A. 14-86; Williams, T. 11-47; Bentley, J. 6-24; Dowdle, R. 4-19; Denson, M. 4-14; Hurst, H. 1-4. Tennessee-John Kelly 16-58; Ty Chandler 4-45; Quinten Dormady 1-13; Josh Palmer 1-6; Jarrett Guarantano 17-minus 2.

PASSING: South Carolina-Bentley, J. 15-24-0-129. Tennessee-Jarrett Guarantano 11-18-0-133; Josh Smith 0-1-0-0.

RECEIVING: South Carolina-Edwards, B. 6-63; Smith, O. 3-40; August, J. 2-9; Terrell, C. 1-9; Smith, S. 1-4; Pollard, K. 1-4; Turner, A. 1-0.

Tennessee-Marquez Callaway 4-37; Brandon Johnson 3-54; John Kelly 2-21; Ty Chandler 1-11; Josh Smith 1-10.



GAME 7

Tennessee
#1/1 Alabama

7
45

Oct. 21 | Bryant-Denny Stadium | Tuscaloosa, Ala. | 2:39 p.m. CT | Attendance: 101,821

- No. 1 Alabama controlled the 100th meeting between the two historic programs from start to finish. The Crimson Tide racked up 604 yards of offense while limiting the Vols to just 108 yards.
- Alabama took a 21-0 lead into halftime thanks to two one-yard rushing scores by Bo Scarborough and an 11-yard rushing touchdown by Damien Harris.
- The Crimson Tide's lead grew to 28-0 when Jalen Hurts completed a 14-yard touchdown pass to Irv Smith Jr. early in the third quarter.
- Tennessee got on the scoreboard with 6:03 left in the third when Daniel Bituli intercepted a pass from Alabama backup quarterback Tua Tagovailoa and returned it 97 yards for a touchdown. It was UT's first pick-six since Jonathan Kongbo returned an interception 59 yards against Missouri on Nov. 19, 2016. Bituli's 97-yard interception return ranks as the fourth-longest in school history and the longest since Evan Berry's 100-yard return against Northwestern in the Outback Bowl on Jan. 1, 2016.
- Alabama responded with 17 unanswered points to close the game. Andy Pappanastos hit a 25-yard field goal with 3:13 left in the third quarter. In the fourth, Tagovailoa ran for a 23-yard score and threw a 60-yard touchdown pass to Henry Ruggs III.
- The Vols' best chance for an offensive score came midway through the fourth quarter. After D.J. Henderson forced a fumble by Alabama punt returner Xavian Marks and Rashaan Gaudlen recovered the ball at the UA 15, Tennessee drove to inside the UT 10. A penalty and three John Kelly runs set up 4th-and-goal from the UA 5 and the series ended when Mack Wilson intercepted a desperation heave from Jarrett Guarantano.
- The game marked the second start of Guarantano's career. The redshirt freshman finished 11-for-18 for 133 yards and was sacked seven times.
- Junior running back John Kelly had 16 carries for 58 yards and also had two receptions for 21 yards. Sophomore wide receiver Brandon Johnson had three catches for 54 yards.
- Freshman defensive back Shawn Shamburger led Tennessee defensively with 12 tackles and one sack. Redshirt sophomore linebacker Quartez Sapp had 11 tackles. Sophomore defensive back Nigel Warrior posted seven tackles and one sack.

| | 1 | 2 | 3 | 4 | Final | Record |
|-----------|---|----|----|----|-------|------------|
| Tennessee | 0 | 0 | 7 | 0 | 7 | (3-4, 0-4) |
| Alabama | 7 | 14 | 10 | 14 | 45 | (8-0, 5-0) |

SCORING SUMMARY

1st Quarter

08:21 UA - Bo Scarbrough 1 yd run (A. Pappanastos kick), 12-63 5:35 UT 0 - UA 7

2nd Quarter

04:48 UA - Bo Scarbrough 1 yd run (A. Pappanastos kick), 15-85 4:35 UT 0 - UA 14

01:18 UA - Damien Harris 11 yd run (A. Pappanastos kick), 6-77 2:01 UT 0 - UA 21

3rd Quarter

12:39 UA - Irv Smith Jr. 14 yd pass from Jalen Hurts UT 0 - UA 28

(A. Pappanastos kick), 8-76 2:21

06:03 UT - Daniel Bituli 97 yd interception return (Brent Cimaglia kick) UT 7 - UA 28

03:13 UA - A. Pappanastos 25 yd field goal, 8-52 2:50 UT 7 - UA 31

4th Quarter

12:59 UA - Tua Tagovailoa 23 yd run (A. Pappanastos kick), 7-77 2:23 UT 7 - UA 38

04:49 UA - Henry Ruggs III 60 yd pass from Tua Tagovailoa UT 7 - UA 45

(A. Pappanastos kick), 5-77 2:34

| | UT | UA |
|----------------------------|---------|---------|
| FIRST DOWNS | 7 | 35 |
| RUSHES-YARDS (NET) | 30-64 | 53-272 |
| PASSING YDS (NET) | 44 | 332 |
| Passes Att-Comp-Int | 16-9-1 | 33-22-1 |
| TOTAL OFFENSE PLAYS-YARDS | 46-108 | 86-604 |
| Fumble Returns-Yards | 0-0 | 0-0 |
| Punt Returns-Yards | 0-0 | 5-25 |
| Kickoff Returns-Yards | 4-94 | 2-36 |
| Interception Returns-Yards | 1-97 | 1-21 |
| Punts (Number-Avg) | 9-45.8 | 2-42.0 |
| Fumbles-Lost | 0-0 | 3-1 |
| Penalties-Yards | 9-81 | 7-56 |
| Possession Time | 25:09 | 34:51 |
| Third-Down Conversions | 1 of 12 | 7 of 13 |
| Fourth-Down Conversions | 0 of 1 | 2 of 2 |
| Red-Zone Scores-Chances | 0-1 | 5-6 |
| Sacks By: Number-Yards | 2-3 | 4-34 |

RUSHING: Tennessee-John Kelly 12-63; Tim Jordan 2-7; Marquez Callaway 1-4; Ty Chandler 4-2; Jarrett Guarantano 11-minus 12. **Alabama**-Damien Harris 13-72; Najee Harris 7-50; Josh Jacobs 8-47; Tua Tagovailoa 4-36; B. Robinson Jr. 3-23; Bo Scarbrough 9-18; Ronnie Clark 2-16; Jalen Hurts 5-14; TEAM 2-minus 4.

PASSING: Tennessee-Jarrett Guarantano 9-16-1-44. **Alabama**-Jalen Hurts 13-21-0-198; Tua Tagovailoa 9-12-1-134.

RECEIVING: Tennessee-Marquez Callaway 3-14; Ethan Wolf 2-11; John Kelly 2-5; Tim Jordan 1-8; Brandon Johnson 1-6. **Alabama**-Calvin Ridley 8-82; Irv Smith Jr. 3-60; Jerry Jeudy 3-48; Hale Hentges 2-34; Josh Jacobs 2-24; Najee Harris 2-10; Henry Ruggs III 1-60; Cam Sims 1-14.

GENERAL

STAFF

PLAYERS

REVIEW

HISTORY

HONORS

VOLMANAC

RECORDS





GAME 8

Tennessee
Kentucky

26
29

Oct. 28 | Kroger Field | Lexington, Ky. | 7:39 p.m. | Attendance: 57,543

- Tennessee's five-game winning streak against Kentucky came to an end on Oct. 28 when the Wildcats edged the Vols, 29-26, in an exciting game that featured a turnover on the first offensive play and a Hail Mary on the final play at Kroger Field.
- The Vols posted a season-high four forced fumbles in the loss, marking UT's most since forcing four fumbles against Southern Miss on Sept. 8, 2007. The Vols also recovered all four fumbles, marking Tennessee's most recovered fumbles in one game since recovering four fumbles against Texas A&M on Jan. 1, 2005 in the Cotton Bowl.
- Freshman placekicker Brent Cimaglia made a career-high four field goals in the game, marking the most by a UT kicker since Aaron Medley made four field goals against Missouri in 2015.
- Just six seconds into the contest and on the first play from scrimmage, Tennessee senior defensive tackle Kendal Vickers hit UK running back Benny Snell behind the line of scrimmage for a tackle for loss, forcing a fumble in the process that was recovered by sophomore safety Niger Warrior at the Kentucky 15-yard line. Cimaglia made a 30-yard field goal on UT's ensuing possession, giving the Vols a 3-0 lead just 1:34 into the contest.
- At the 10:16 mark of the first quarter, all players on both teams were assigned an unsportsmanlike penalty. Following unsportsmanlike penalties to any player following that resulted in ejections. With 1:14 remaining in the first half, UT's Daniel Bituli was disqualified from the game after receiving a second unsportsmanlike penalty. With 3:18 remaining, UT's Rashaan Gaulden was disqualified for the game after receiving an unsportsmanlike penalty. UK's Tavin Richardson was also ejected for an unsportsmanlike penalty the play.
- The game featured four lead changes. With 33 seconds left, UK quarterback Stephen Johnson completed a 10-play, 72-yard drive with an 11-yard TD run and topped it off by converting a two-point conversion pass to Benny Snell to give UK a 29-26 lead.
- With two seconds remaining in the game, UT redshirt freshman quarterback Jarrett Guarantano heaved a 48-yard pass down the field to Jeff George, who was tackled at the three-yard line as time expired.
- UT freshman running back Ty Chandler finished the game with career highs of 120 yards and 22 carries, becoming the first UT freshman to rush for 100 yards since Jalen Hurd had 122 yards and two TDs on 16 carries against Iowa on Jan. 2, 2015.
- Tennessee gained 155 rushing yards in the first half, marking UT's most in any half this season.

| | 1 | 2 | 3 | 4 | Final | Record |
|-----------|---|----|---|---|-------|------------|
| Tennessee | 6 | 14 | 3 | 3 | 26 | (3-5, 0-5) |
| Kentucky | 7 | 14 | 0 | 8 | 29 | (6-2, 3-2) |

SCORING SUMMARY

1st Quarter

13:26 UT - Brent Cimaglia 30 yd field goal, 4-3 1:28 UT 3 - UK 0
10:16 UK - Benny Snell 6 yd run (A. MacGinnis kick), 6-60 3:01 UT 3 - UK 7
04:34 UT - Brent Cimaglia 24 yd field goal, 11-69 5:42 UT 6 - UK 7

2nd Quarter

14:57 UK - Benny Snell 2 yd run (A. MacGinnis kick), 5-74 2:15 UT 6 - UK 14
08:37 UT - Ty Chandler 1 yd run (Brent Cimaglia kick), 7-75 2:38 UT 13 - UK 14
05:58 UK - Benny Snell 1 yd run (A. MacGinnis kick), 7-75 2:39 UT 13 - UK 21
01:25 UT - Ty Chandler 1 yd run (Brent Cimaglia kick), 10-71 4:28 UT 20 - UK 21

3rd Quarter

03:40 UT - Brent Cimaglia 30 yd field goal, 9-44 4:32 UT 23 - UK 21

4th Quarter

13:24 UT - Brent Cimaglia 45 yd field goal, 7-22 2:42 UT 26 - UK 21
00:33 UK - Stephen Johnson 11 yd run UT 26 - UK 29
(Benny Snell pass from Stephen Johnson), 10-72 4:10

| | UT | UK |
|----------------------------|---------|--------|
| SCORE | 26 | 29 |
| FIRST DOWNS | 27 | 17 |
| RUSHES-YARDS (NET) | 55-203 | 36-289 |
| PASSING YDS (NET) | 242 | 82 |
| Passes Att-Comp-Int | 23-18-0 | 16-7-0 |
| TOTAL OFFENSE PLAYS-YARDS | 78-445 | 52-371 |
| Fumble Returns-Yards | 0-0 | 0-0 |
| Punt Returns-Yards | 2--2 | 0-0 |
| Kickoff Returns-Yards | 3-26 | 5-123 |
| Interception Returns-Yards | 0-0 | 0-0 |
| Punts (Number-Avg) | 3-37.0 | 4-41.5 |
| Fumbles-Lost | 0-0 | 4-4 |
| Penalties-Yards | 9-54 | 4-44 |
| Possession Time | 38:25 | 21:35 |
| Third-Down Conversions | 6 of 16 | 3 of 7 |
| Fourth-Down Conversions | 1 of 1 | 0 of 0 |
| Red-Zone Scores-Chances | 6-6 | 4-4 |
| Sacks By: Number-Yards | 0-0 | 7-60 |

RUSHING: Tennessee-Ty Chandler 22-120; Carlin Fils-Aime 13-73; Tim Jordan 3-11; Tyler Byrd 1-4; TEAM 1-0; Jarrett Guarantano 15-minus 5. **Kentucky**-Benny Snell 27-180; Stephen Johnson 6-84; Sihiem King 2-17; Drew Barker 1-8.

PASSING: Tennessee-Jarrett Guarantano 18-23-0-242. **Kentucky**-Stephen Johnson 6-15-0-46; Lynn Bowden 1-1-0-36.

RECEIVING: Tennessee-Brandon Johnson 3-40; Ethan Wolf 3-33; Jeff George 2-59; Ty Chandler 2-33; Josh Palmer 2-31; Marquez Callaway 2-16; Tim Jordan 2-5; Josh Smith 1-13; Carlin Fils-Aime 1-12. **Kentucky**-T. Richardson 3-52; Blake Bone 2-26; Sihiem King 1-2; Garrett Johnson 1-2.



GAME 9

Southern Miss Tennessee

10
24

Nov. 5 | Neyland Stadium | Knoxville, Tenn. | 7:39 p.m. | Attendance: 95,551

- Celebrating its 94th Homecoming, Tennessee's stingy defense carried the Vols to a 24-10 win over Southern Miss. UT is now 72-19-3 all-time in Homecoming games. The Vols are 4-1 in homecoming games under head coach Butch Jones with wins in each of the last four years.
- The UT win marked the second time this season that the Vols have held an opponent to 10 points or fewer and their fourth time holding an opponent to under 20 points.
- With the win, Tennessee has now won 12-straight games against non-conference opponents. UT has won 28-straight games against non-conference, non-Power 5 teams since a 13-7 loss to Wyoming on Nov. 8, 2008, at Neyland Stadium.
- Junior running back John Kelly finished with 79 yards rushing and two touchdowns on 20 carries. He had a 20-yard rushing score with 5:15 left in the third and added a three-yard score at the 3:17 mark of the third.
- Tennessee took a 7-0 lead 4:01 into the game when redshirt freshman quarterback Jarrett Guarantano punched in a three-yard touchdown run.
- In the second quarter, Southern Miss answered with a 27-yard field goal by Parker Shaunfield. Aaron Medley connected on a 38-yard field goal with 2:42 left in the second to give the Vols a 10-3 lead heading into halftime.
- Kelly's two rushing scores in the third quarter resulted from a pair of turnovers. With 5:22 left in the third, Emmanuel Moseley intercepted a pass by USM's Keon Howard and returned it 19 yards to the USM 20, setting up Kelly's 20-yard touchdown run. On The Gold Eagles' next possession, Darrell Taylor strip sacked Howard and Rashaan Gaulden recovered the fumble at the USM 19. Kelly punctuated a four-play, 19-yard drive with a three-yard touchdown run.
- Four UT freshmen offensive linemen experienced firsts on Saturday. Redshirt freshman Ryan Johnson made his first start at right guard and redshirt freshman Devante Brooks made his first start and first-ever appearance at right tackle. True freshman Riley Locklear also entered the game off the bench at right guard, making his first career appearance. Trey Smith made his ninth consecutive start of his freshman season on the offensive line and first at left tackle after starting the first eight games at right guard. Tennessee records show that Smith is likely the first Vols' true freshman to start at left tackle since at least 1988.
- Guarantano finished 9-for-13 for 102 yards. After Guarantano went down with an injury in the second quarter, true freshman quarterback Will McBride made his first career appearance and completed one of eight passes for 13 yards. McBride also gained seven yards on four carries.
- Gaulden led the team with nine tackles. Senior linebackers Elliott Berry and Colton Jumper had seven stops each.
- Senior Evan Berry returned the opening kickoff 46 yards.
- Redshirt senior punter Trevor Daniel punted eight times, averaging 49.2 yards per punt with three landing inside the 20, six for 50 or more yards and a long of 60.

| | 1 | 2 | 3 | 4 | Final | Record |
|---------------|---|---|----|---|-------|-----------|
| Southern Miss | 0 | 3 | 0 | 7 | 10 | (5-4,3-2) |
| Tennessee | 7 | 3 | 14 | 0 | 24 | (4-5,0-5) |

SCORING SUMMARY

1st Quarter

10:59 UT - Jarrett Guarantano 3 yd run (Aaron Medley kick), 9-49 4:01 USM 0 - UT 7

2nd Quarter

08:16 USM - Shaunfield, P. 27 yd field goal, 10-77 5:18 USM 3 - UT 7

02:42 UT - Aaron Medley 38 yd field goal, 12-68 5:28 USM 3 - UT 10

3rd Quarter

05:15 UT - John Kelly 20 yd run (Aaron Medley kick), 1-20 0:07 USM 3 - UT 17

03:17 UT - John Kelly 3 yd run (Aaron Medley kick), 4-19 1:07 USM 3 - UT 24

4th Quarter

06:45 USM - Griggs, K. 1 yd run (Shaunfield, P. kick), 10-95 3:23 USM 10 - UT 24

| | USM | UT |
|----------------------------|---------|---------|
| SCORE | 10 | 24 |
| FIRST DOWNS | 18 | 14 |
| RUSHES-YARDS (NET) | 42-118 | 38-95 |
| PASSING YDS (NET) | 161 | 115 |
| Passes Att-Comp-Int | 34-13-1 | 21-10-0 |
| TOTAL OFFENSE PLAYS-YARDS | 76-279 | 59-210 |
| Fumble Returns-Yards | 0-0 | 0-0 |
| Punt Returns-Yards | 4-20 | 0-0 |
| Kickoff Returns-Yards | 0-0 | 2-57 |
| Interception Returns-Yards | 0-0 | 1-19 |
| Punts (Number-Avg) | 8-45.6 | 8-49.2 |
| Fumbles-Lost | 2-1 | 1-0 |
| Penalties-Yards | 14-120 | 3-29 |
| Possession Time | 31:07 | 28:53 |
| Third-Down Conversions | 7 of 20 | 2 of 13 |
| Fourth-Down Conversions | 0 of 1 | 0 of 1 |
| Red-Zone Scores-Chances | 2-2 | 4-4 |
| Sacks By: Number-Yards | 2-12 | 4-27 |

RUSHING: Southern Miss-Smith, I. 20-51; Howard, K. 10-29; Parks, T. 5-28; Griggs, K. 7-10.
Tennessee-John Kelly 20-79; Ty Chandler 11-15; Will McBride 4-7; TEAM 1-minus 2; Jarrett Guarantano 2-minus 4.

PASSING: Southern Miss-Howard, K. 7-22-1-100; Griggs, K. 6-11-0-61; Staggers, A. 0-1-0-0.
Tennessee-Jarrett Guarantano 9-13-0-102; Will McBride 1-8-0-13.

RECEIVING: Southern Miss-Robertson, K. 8-122; Jones, I. 2-18; Smith, I. 2-11; Parks, T. 1-10.
Tennessee-Marquez Callaway 2-53; Ethan Wolf 2-20; Jordan Murphy 1-12; Eli Wolf 1-12; Josh Palmer 1-11; Carlin Fils-Aime 1-6; Tyler Byrd 1-6; John Kelly 1-minus 5

GENERAL

STAFF

PLAYERS

REVIEW

HISTORY

HONORS

VOLMANAC

RECORDS





GAME 10

Tennessee
Missouri

17
50

Nov. 11 | Memorial Stadium | Columbia, Mo. | 6:30 p.m. CT | Attendance: 50,637

- True freshman quarterback Will McBride made his first career start against Missouri and, despite a promising first half which featured the Vols trailing just 24-17 at halftime, the Tigers ran away with the game in the second half.
- Missouri, which celebrated Senior Night before the game, racked up 659 yards of offense while limiting Tennessee to just 285 yards.
- After the Tigers took their second drive 82 yards to the end zone in eight plays, Tennessee answered two possessions later when sophomore safety intercepted MU quarterback Drew Lock and returned it 70 yards for a touchdown. After an extra point by senior Aaron Medley, the game was tied at 7-7. The interception marked Missouri's first pick six since Jonathan Kongbo returned a Lock interception 59 yards for a touchdown on Nov. 19, 2016, in Neyland Stadium.
- With 1:15 left in the first half McBride connected with senior tight end Ethan Wolf for a 19-yard touchdown pass while the freshman quarterback was getting hit. Medley's ensuing extra point tied the game at 17-17. McBride was 6-for-9 for 59 yards on the 15-play, 66-yard drive.
- Larry Rountree capped a five-play, 75-yard MU drive with a one-yard score as Missouri responded with 33 unanswered points.
- McBride finished 16-for-32 for 139 yards with one touchdown and two interceptions. He also led the team in rushing, carrying the ball 14 times for 63 yards with one fumble lost. McBride is the first Tennessee true freshman to start since Joshua Dobbs started against Kentucky on Nov. 30, 2013. He is the ninth true freshman to start a game at quarterback in Tennessee's 121-year history.
- Freshman running back Ty Chandler had eight carries for 33 yards. Wolf finished with three catches for 45 yards and one touchdown.
- Sophomore receiver Brandon Johnson caught three passes for 45 yards.
- Junior safety Micah Abernathy led the team with 13 tackles and redshirt sophomore linebacker Quart'e Sapp added 10 stops.
- Warrior finished the game with five tackles, the 70-yard pick six and one blocked extra point. He blocked the extra point following Lock's 20-yard touchdown pass to Jonathan Johnson with 13:21 left in the game.

| | 1 | 2 | 3 | 4 | Final | Record |
|-----------|----|----|----|---|-------|-----------|
| Tennessee | 10 | 7 | 0 | 0 | 17 | (4-6,0-6) |
| Mizzou | 14 | 10 | 17 | 9 | 50 | (5-5,2-4) |

SCORING SUMMARY

1st Quarter

09:15 MU - Witter, Ish 7 yd run (McCann, Tucker kick), 8-82 2:33 UT 0 - MU 7
 07:19 UT - Nigel Warrior 70 yd interception return (Aaron Medley kick) UT 7 - MU 7
 04:52 MU - Hall, Emanuel 31 yd pass from Lock, Drew (McCann, Tucker kick), 8-75 2:27 UT 7 - MU 14

01:17 UT - Aaron Medley 48 yd field goal, 9-45 3:35 UT 10 - MU 14

2nd Quarter

07:25 MU - McCann, Tucker 41 yd field goal, 12-60 3:14 UT 10 - MU 17
 01:15 UT - Ethan Wolf 19 yd pass from Will McBride (Aaron Medley kick), 15-66 6:04 UT 17 - MU 17

00:18 MU - Rountree, Larry 1 yd run (McCann, Tucker kick), 5-75 0:57 UT 17 - MU 24

3rd Quarter

10:56 MU - Hall, Emanuel 50 yd pass from Lock, Drew (McCann, Tucker kick), 5-85 1:29, UT 17 - MU 31
 04:34 MU - Moore, J'Mon 23 yd pass from Lock, Drew (McCann, Tucker kick), 6-90 2:28 UT 17 - MU 38
 02:48 MU - McCann, Tucker 23 yd field goal, 6-22 0:57 UT 17 - MU 41

4th Quarter

14:32 MU - McCann, Tucker 38 yd field goal, 10-29 3:10 UT 17 - MU 44
 13:21 MU - Johnson, Johnat 20 yd pass from Lock, Drew (McCann, Tucker kick blocked), 3-45 0:56 UT 17 - MU 50

| | UT | MU |
|----------------------------|-----------|-----------|
| SCORE | 17 | 50 |
| FIRST DOWNS | 16 | 29 |
| RUSHES-YARDS (NET) | 36-146 | 53-433 |
| PASSING YDS (NET) | 139 | 226 |
| Passes Att-Comp-Int | 32-16-2 | 30-14-1 |
| TOTAL OFFENSE PLAYS-YARDS | 68-285 | 83-659 |
| Fumble Returns-Yards | 0-0 | 0-0 |
| Punt Returns-Yards | 1-3 | 1-16 |
| Kickoff Returns-Yards | 6-120 | 2-46 |
| Interception Returns-Yards | 1-70 | 2-9 |
| Punts (Number-Avg) | 7-45.1 | 4-49.5 |
| Fumbles-Lost | 2-2 | 0-0 |
| Penalties-Yards | 4-36 | 7-60 |
| Possession Time | 30:49 | 29:11 |
| Third-Down Conversions | 4 of 14 | 6 of 13 |
| Fourth-Down Conversions | 1 of 1 | 0 of 0 |
| Red-Zone Scores-Chances | 1-1 | 5-6 |
| Sacks By: Number-Yards | 1-1 | 5-30 |

RUSHING: Tennessee-Will McBride 14-63; Ty Chandler 8-33; Carlin Fils-Aime 3-31; John Kelly 9-17; Tim Jordan 1-5; **TEAM** 1-minus 3. **Mizzou**-Witter, Ish 24-216; Rountree, Larry 18-155; Wilson, Micah 5-39; Downing, Dawson 4-22; Lock, Drew 1-3; **TEAM** 1-minus 2.

PASSING: Tennessee-Will McBride 16-32-2-139. **Mizzou**-Lock, Drew 13-28-1-217; Wilson, Micah 1-2-0-9.

RECEIVING: Tennessee-John Kelly 6-13; Ethan Wolf 3-45; Brandon Johnson 3-45; Eli Wolf 1-19; Ty Chandler 1-7; Josh Palmer 1-5; Jeff George 1-5. **Mizzou**-Hall, Emanuel 5-102; Moore, J'Mon 3-39; Johnson, Johnat 2-41; Rountree, Larry 1-19; Witter, Ish 1-9; Collins, Domini 1-9; Floyd, Richaud 1-7.



GAME 11

#20 LSU
Tennessee

30
10

Nov. 18 | Neyland Stadium | Knoxville, Tenn. | 7:10 p.m. | Attendance: 96,888

- Despite a 287-281 advantage in total offense, Tennessee committed two costly turnovers and the LSU's potent running game proved to be too much for the Vols, who took a 30-10 loss to the Tigers on Nov. 18 at Neyland Stadium.
- UT redshirt freshman quarterback Jarrett Guarantano went 13-for-23 for 239 yards and one touchdown. Junior running back John Kelly gained 57 yards on 25 carries and also had three catches for 31 yards. Sophomore receiver Marquez Callaway caught two passes for 72 yards and one touchdown.
- The Tigers gained 200 rushing yards with Derrius Guice (24 carries, 94 yards, one touchdown) and Darrell Williams (seven carries, 69 yards, two scores) leading the way.
- LSU took an early 3-0 lead after a Callaway muffed a punt and the Tigers' Russell Gage pounced on the ball at the UT 15. Connor Culp made a 30-yard field goal.
- After Aaron Medley made a 45-yard field goal on UT's following series, Callaway fumbled LSU's next punt, setting the Tigers up at the UT 19. Three plays later, Williams scored on a 10-yard touchdown run and Culp's extra point gave LSU a 10-3 lead.
- On UT's third possession, senior tight end Ethan Wolf caught a seven-yard pass from Guarantano, giving him 958 career receiving yards and moving him past Luke Stocker (956 yards from 2007-10) for the third-most all-time among Tennessee tight ends. Only Reggie Harper (1,141 yards from 1977-80) and Mychal Rivera (1,018 from 2010-12) have more receiving yards among Tennessee tight ends.
- With 2:08 left in the first half, quarterback Danny Etling extended the Tigers' lead to 17-3 on a 13-yard touchdown run.
- Guarantano hit Callaway for a 46-yard touchdown pass with 1:23 left in the half and Medley's extra point put UT down just 17-10 going into halftime.
- LSU pulled away with a pair of third-quarter rushing scores. Guice scored from three yards out and Williams scored on a six-yard run.
- With 16 seconds left in the third quarter, Guarantano heaved a pass down the right sideline to Jeff George for a 60-yard gain. It was Guarantano's longest pass of his career and it was the second-longest UT offensive play of the season.
- Redshirt sophomore linebacker Quart'e Sapp led the Vols with 11 tackles. Sophomores Nigel Warrior and Daniel Bituli and redshirt senior Kendal Vickers each had eight stops.
- Redshirt senior punter Trevor Daniel finished the game with four punts for 204 yards and a 51.0 average. He also had two punts of 50 or more yards.

| | 1 | 2 | 3 | 4 | Final | Record |
|-----------|---|----|----|---|-------|-----------|
| LSU | 3 | 14 | 13 | 0 | 30 | (8-3,5-2) |
| Tennessee | 0 | 10 | 0 | 0 | 10 | (4-7,0-7) |

SCORING SUMMARY

1st Quarter

06:38 LSU - Culp, C. 30 yd field goal, 4-2 2:08

LSU 3 - UT 0

2nd Quarter

13:59 UT - Aaron Medley 45 yd field goal, 14-53 7:35

LSU 3 - UT 3

11:31 LSU - Williams, D. 10 yd run (Culp, C. kick), 3-19 1:06

LSU 10 - UT 3

02:08 LSU - Etling, D. 13 yd run (Culp, C. kick), 3-61 0:28

LSU 17 - UT 3

01:23 UT - Marquez Callaway 46 yd pass from Jarrett Guarantano (Aaron Medley kick), 4-75 0:45

LSU 17 - UT 10

3rd Quarter

07:26 LSU - Guice, D. 3 yd run (Culp, C. kick failed), 9-50 4:36

LSU 23 - UT 10

02:06 LSU - Williams, D. 6 yd run (Culp, C. kick), 2-21 0:26

LSU 30 - UT 10

4th Quarter

--

| | LSU | UT |
|----------------------------|-----------|-----------|
| SCORE | 30 | 10 |
| FIRST DOWNS | 17 | 12 |
| RUSHES-YARDS (NET) | 43-200 | 34-38 |
| PASSING YDS (NET) | 81 | 249 |
| Passes Att-Comp-Int | 15-11-0 | 25-14-0 |
| TOTAL OFFENSE PLAYS-YARDS | 58-281 | 59-287 |
| Fumble Returns-Yards | 0-0 | 0-0 |
| Punt Returns-Yards | 1-5 | 2--8 |
| Kickoff Returns-Yards | 0-0 | 4-45 |
| Interception Returns-Yards | 0-0 | 0-0 |
| Punts (Number-Avg) | 5-49.2 | 4-51.0 |
| Fumbles-Lost | 0-0 | 5-2 |
| Penalties-Yards | 1-9 | 5-26 |
| Possession Time | 28:31 | 31:29 |
| Third-Down Conversions | 4 of 12 | 6 of 16 |
| Fourth-Down Conversions | 0 of 0 | 1 of 4 |
| Red-Zone Scores-Chances | 5-6 | 0-1 |
| Sacks By: Number-Yards | 2-11 | 1-4 |

RUSHING: LSU-Guice, D. 24-97; Williams, D. 7-68; Etling, D. 9-42; TEAM 2-minus 3; Dillon, D. 1-minus 4. **Tennessee**-John Kelly 25-47; Carlin Fils-Aime 2-6; TEAM 1-minus 6; Jarrett Guarantano 6-minus 9.

PASSING: LSU-Etling, D. 11-15-0-81. **Tennessee**-Jarrett Guarantano 13-23-0-239; John Kelly 1-1-0-10; Tyler Byrd 0-1-0-0.

RECEIVING: LSU-Williams, D. 3-30; Guice, D. 3-11; Moreau, F. 2-5; Gage, R. 1-16; Dillon, D. 1-12; Chark, D. 1-7. **Tennessee**-John Kelly 3-31; Brandon Johnson 3-25; Marquez Callaway 2-72; Tim Jordan 2-44; Ethan Wolf 2-7; Jeff George 1-60; Malik Elion 1-10.

GENERAL

STAFF

PLAYERS

REVIEW

HISTORY

HONORS

VOLMANAC

RECORDS





GAME 12

Vanderbilt
Tennessee

42
24

Nov. 25 | Neyland Stadium | Knoxville, Tenn. | 4:01 p.m. ET | Attendance: 83,117

- After a close start, Vanderbilt (5-7, 1-7 SEC) took a 21-14 lead shortly before halftime with a touchdown. While Tennessee (4-8, 0-8) came within four points on a 49-yard field goal by Aaron Medley, the Commodores pulled away and eventually out-gained Tennessee 529 to 238 yards.
- Vanderbilt quarterback Kyle Shurmur completed 20-of-31 passes for 283 yards and four touchdowns, and running back Ralph Webb rushed for 163 yards and two touchdowns.
- Redshirt freshman quarterback Jarrett Guarantano completed 14-of-22 passes for 183 yards and two touchdowns. Sophomore wide receiver Brandon Johnson recorded 107 receiving yards, his second career game with at least 100 yards.
- The Vols honored their 22 seniors before their final home game at Neyland Stadium. This year's senior class combined for 29 wins over their past four seasons and three-consecutive bowl game victories for the first time in program history.
- Redshirt senior Kendal Vickers capped his career by starting his 38th consecutive game at defensive tackle for the Vols. In addition, Vickers was the only Vol to serve as a captain for every game in 2017. The Havelock, N.C., native wrapped up his career by playing in 43 games and started every game of his sophomore, junior and senior seasons.
- Ethan Wolf finished the game with two catches for 40 yards and a touchdown, giving him 998 career receiving yards. He ranks third on UT's all-time receiving yardage list among tight ends. An early third quarter reception from Jarrett Guarantano was the 90th catch of Wolf's career, making him the second Vol tight end to record 90 receptions in a career. Only Reggie Harper (98 receptions from 1977-80) had more. Only Reggie Harper (1,141 yards from 1977-80) and Mychal Rivera (1,018 from 2010-12) have more receiving yards among Tennessee tight ends.
- Redshirt senior punter Trevor Daniel wrapped up his career by setting the Tennessee punting average for a single season (47.5) and for a career (45.9). The former walk-on from Dickson, Tenn., bettered the previous single-season mark of 46.9 - set in 1982 by Jimmy Colquitt. Daniel's career mark of 45.9 also breaks Jimmy Colquitt's career mark of 43.9 (1981-84).

| | 1 | 2 | 3 | 4 | Final | Record |
|------------|----|----|---|----|-------|----------|
| Vanderbilt | 7 | 14 | 0 | 21 | 42 | 5-7, 1-7 |
| Tennessee | 14 | 0 | 3 | 7 | 24 | 4-8, 0-8 |

SCORING SUMMARY

1st Quarter

10:06 UT - Callaway, M. 2 yd pass from Guarantano, J. (Medley, A. kick) 9 plays, 85 yards, TOP 4:54 VU 0 - UT 7
 06:13 VANDY - Duncan, C.J. 9 yd pass from Shurmur, K. (Openshaw, T. kick) 8 plays, 75 yards, TOP 3:53 VU 7 - UT 7
 02:50 UT - Kelly, J. 1 yd run (Medley, A. kick), 6 plays, 75 yards, TOP 3:23 VU 7 - UT 14

2nd Quarter

11:47 VANDY - Webb, R. 2 yd run (Openshaw, T. kick), 10 plays, 75 yards, TOP 6:03 VU 14 - UT 14
 02:37 VANDY - Lipscomb, K. 30 yd pass from Shurmur, K. (Openshaw, T. kick) 10 plays, 84 yards, TOP 5:27 VU 21 - UT 14

3rd Quarter

05:22 UT - Medley, A. 49 yd field goal 8 plays, 30 yards, TOP 3:03 VU 14 - UT 17

4th Quarter

14:20 VANDY - Sherfield, T. 20 yd pass from Shurmur, K. (Openshaw, T. kick) 9 plays, 75 yards, TOP 6:02 VU 28 - UT 17
 06:58 VANDY - Sherfield, T. 12 yd pass from Shurmur, K. (Openshaw, T. kick) 10 plays, 75 yards, TOP 5:33 VU 35 - UT 17
 05:59 VANDY - Webb, R. 20 yd run (Openshaw, T. kick), 2 plays, 28 yards, TOP 0:52 VU 42 - UT 17
 04:27 UT - Wolf, Et. 20 yd pass from Guarantano, J. (Medley, A. kick) 4 plays, 75 yards, TOP 1:32 VU 42 - UT 24

| | VU | UT |
|----------------------------|----------|---------|
| SCORE | 42 | 24 |
| FIRST DOWNS | 33 | 15 |
| RUSHES-YARDS (NET) | 43-245 | 21-55 |
| PASSING YDS (NET) | 283 | 183 |
| Passes Att-Comp-Int | 31-20-0 | 22-14-1 |
| TOTAL OFFENSE PLAYS-YARDS | 74-529 | 43-238 |
| Fumble Returns-Yards | 0-0 | 0-0 |
| Punt Returns-Yards | 2-10 | 0-0 |
| Kickoff Returns-Yards | 1-30 | 2-34 |
| Interception Returns-Yards | 1-2 | 0-0 |
| Punts (Number-Avg) | 1-37.0 | 4-50.0 |
| Fumbles-Lost | 1-0 | 0-0 |
| Penalties-Yards | 8-60 | 5-27 |
| Possession Time | 38:15 | 21:45 |
| Third-Down Conversions | 11 OF 15 | 2 OF 8 |
| Fourth-Down Conversions | 1 of 3 | 0 of 0 |
| Red-Zone Scores-Chances | 5-6 | 3-3 |
| Sacks By: Number-Yards | 3-19 | 1-5 |

RUSHING: Tennessee-Carlin Fils-aime 2-31; John Kelly 10-20-1; Ty Chandler 3-19; Jarrett Guarantano 5-minus 13 **Vanderbilt**-Webb, R 25-163-2; D. Rivers 5-29; J. Wakefield 4-26; S. Dobbs 1-9; K. Shurmur 5-8; D. Tennyson 1-4; T. Sherfield 1-4; B. Osei 1-3.

PASSING: Tennessee-Jarrett Guarantano 14-22-2-1-183. **Vanderbilt**-K. Shurmur 20-31-4-0-283

RECEIVING: Tennessee-Brandon Johnson 6-107; Ethan Wolf 2-40-1; Marquez Callaway 3-16-1; Jeff George 1-15; John Kelly 1-5; Tim Jordan 1-0. **Vanderbilt**-C.J. Duncan 6-99-1; T. Sherfield 6-81-2; K. Lipscomb 5-58-1; D. Tennyson 1-25; S. Dobbs 1-16; R. Webb 1-4